

May 4–7, 2026

Baltimore, MD

APHL® 2026

where laboratory science and public health meet



Final Program

Welcome	page 5
Posters	page 16
Agenda	page 19
Exhibitors	page 66

#APHL

AGENDA AT A GLANCE

Sunday, May 3

7:00 am – 6:00 pm

Registration Open

1:00 pm – 5:00 pm

Preconference Workshop • Making a Difference: A Workshop for Prospective APHL Global Health Consultants

Monday, May 4

7:00 am – 6:00 pm

Registration Open

3:30 pm – 6:30 pm

Exhibit Hall and Posters Open

8:00 am – 11:00 am

Preconference Workshops

11:00 am – 12:00 pm

Lab Directors Brunch *(by invitation only)*

12:00 pm – 1:30 pm

Innovate! Sessions

1:45 pm – 2:30 pm

Welcome to Baltimore Opening Session

2:30 pm – 3:30 pm

Dr. Katherine Kelley Distinguished Lecture: Dr. Joshua Sharfstein

3:30 pm – 4:00 pm

Rapid Poster Presentations

3:30 pm – 4:15 pm

Break in the Exhibit Hall

4:15 pm – 5:15 pm

Concurrent Sessions

5:30 pm – 6:30 pm

Welcome Reception

Tuesday, May 5

6:30 am – 7:30 am

Morning Yoga

7:00 am – 5:30 pm

Registration Open

10:00 am – 6:30 pm

Exhibit Hall and Posters Open

8:00 am – 8:30 am

Innovate! Sessions *(concurrent)*

8:30 am – 9:00 am

Meet the Experts: CDC Epidemiology and Laboratory Capacity (ELC) Cooperative Agreement

9:00 am – 10:00 am

Plenary Session: Celebrating 75 years of the Emergence and Importance of Environmental Laboratory Testing

10:00 am – 10:30 am

Rapid Poster Presentations

10:00 am – 10:45 am

Break in the Exhibit Hall

10:45 am – 11:45 am

Plenary Session: Riding the Hype Curve: AI Integration in Public Health Laboratories

11:45 am – 1:30 pm

Lunch in the Exhibit Hall

11:45 am – 1:15 pm

Innovate! Sessions

1:00 pm – 2:00 pm

AIMS Member Listening Session

1:30 pm – 2:30 pm

Concurrent Sessions

2:00 pm – 3:00 pm

Meet the Experts: CDC Epidemiology and Laboratory Capacity (ELC) Cooperative Agreement

AGENDA AT A GLANCE

Tuesday, May 5

2:30 pm – 3:00 pm	Break in the Exhibit Hall
3:00 pm – 4:00 pm	Plenary Session: Beyond the Microscope: Henrietta Lacks – The Immortal Cells and Their Human Story
4:00 pm – 4:30 pm	APHL Book Club and Book Signing Event: <i>The Immortal Life of Henrietta Lacks</i>
4:30 pm – 5:30 pm	Concurrent Sessions
5:30 pm – 6:30 pm	Networking Poster Reception in Exhibit Hall

Wednesday, May 6

6:00 am – 7:00 am	Sunrise Walk
7:00 am – 5:00 pm	Registration Open
10:00 am – 3:30 pm	Exhibit Hall and Posters Open
<hr/>	
7:30 am – 8:00 am	Innovate! Sessions (<i>concurrent</i>)
8:15 am – 9:45 am	APHL Awards Ceremony and Breakfast (<i>sponsored by Hologic</i>)
10:00 am – 11:00 am	Roundtable Sessions
10:00 am – 12:30 pm	Optional Tour: Maryland Public Health Laboratory
11:15 am – 12:15 pm	Concurrent Sessions
12:15 pm – 1:45 pm	Lunch in the Exhibit Hall
12:15 pm – 1:45 pm	Innovate! Sessions
1:00 pm – 3:00 pm	This is a TEST Board Game (<i>win a prize!</i>)
2:00 pm – 3:00 pm	Plenary Session: Stretching Every Dollar: Smart Strategies to Overcome Funding Gaps
3:10 pm – 3:25 pm	Break and Scavenger Hunt Prize Drawings
3:30 pm – 4:30 pm	Concurrent Sessions
4:45 pm – 5:45 pm	APHL Member Assembly

Thursday, May 7

7:00 am – 12:00 pm	Registration Open
<hr/>	
7:30 am – 8:30 am	Roundtable Sessions
8:30 am – 9:00 am	Break
9:00 am – 10:00 am	Concurrent Sessions
10:15 am – 11:15 am	Plenary Session: The Great Debate: Emerging Chemical Contaminants vs. Emerging Pathogens – What's the Bigger Public Health Threat
11:15 am – 11:45 am	Closing Session and Adjournment
1:30 pm – 4:00 pm	Optional Tour: Maryland Public Health Laboratory

CONVENTION CENTER MAPS

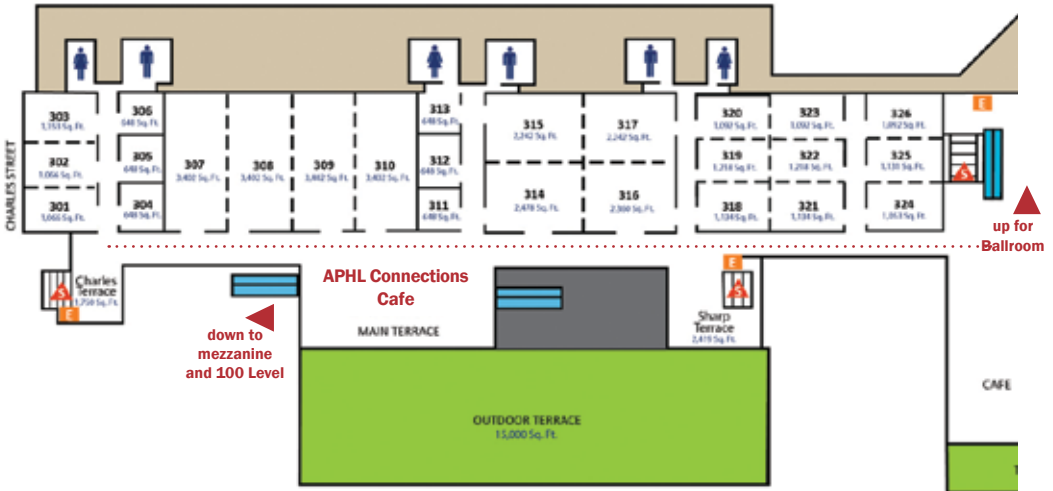
300 Level

- Fellows/Interns rooms (307/308)
- Preconference workshops
- Innovate! sessions
- Concurrent sessions
- Roundtables
- Connections Cafe
- Lactation room (313)
- Speaker ready room (305)

400 Level / Ballroom

(not displayed)

- Plenary and keynote sessions
- Concurrent sessions
- APHL Awards Ceremony and Breakfast



200 Level / Mezzanine

(not displayed)

- APHL History display
- Merchandise booth
- Membership booth
- Photo wall

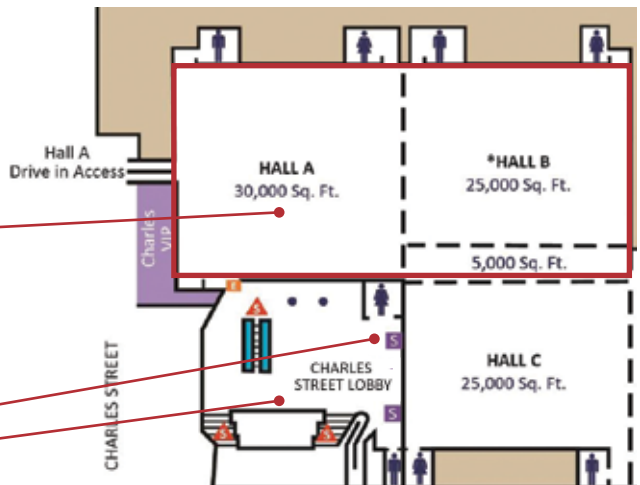
100 Level

Exhibit Hall A/B

- Exhibit booths
- Poster presentations
- Box lunches, breaks, receptions
- Headshot Studio
- Bark Park

First Aid/Quiet Room

Registration



WELCOME TO APHL 2026!

Welcome to the 2026 APHL Annual Conference in Baltimore, Maryland!

It is with great excitement that the Program Planning Committee, the APHL Board of Directors and I welcome you to Baltimore for the 2026 APHL Annual Conference. *There is a celebration going on right here that dedicated teams have worked on throughout this past year. So come prepared to learn, and to laugh too, because we plan to celebrate with each of you. As we all come together, I want to know “what’s your pleasure?”*

You will see special commemorations of APHL’s 75th anniversary throughout the schedule, as celebrating is one of our key goals this year. Several topics will highlight elements and themes for this celebration. There is truly something for everyone, and never a dull moment!

The committee has assembled an exemplary program of educational sessions covering a broad spectrum of topics to ensure content suitable for all attendees. We are excited to welcome more than 1,200 participants this year. The program features six plenary sessions, 10 roundtables, over 200 posters and more than 100 exhibitors. Sessions include content that can influence regulatory decision-making. Topics range from contemporary issues such as infant botulism, uniform NBS panel decisions, microplastics surveillance, overcoming funding deficiencies and new analytes for wastewater monitoring, to sustaining subjects including ETOR, LDTs, food and environmental safety testing, career pathways in public health laboratories, biorisk management, radiochemistry certification, metagenomics, biosafety and quality systems. Additionally, there will be reflections on the Amerithrax incidents. AI integration, a prominent focus in current discourse, is also incorporated into the agenda. To enhance engagement, “Weird Science” and “The Great Debate” are BACK!

Our Katherine Kelley Distinguished Lecturer will be Dr. Joshua Sharfstein, right here from the Johns Hopkins Bloomberg School of Public Health. He will shed light on changes in public health, what’s not changing and how we move forward with progress. Another special plenary session will feature two members of Henrietta Lacks’ family, who will share the important contributions their mother and grandmother made to science. Again, this meeting will welcome laboratory fellows and interns, who will have dedicated sessions throughout the conference.

This year, we are offering multiple lab tours, a digital scavenger hunt and digital posters. The Annual Conference Plus webinar series will feature many submissions that could not be included as meeting sessions. Please sign up. In honor of the 75th anniversary, Wednesday has been designated as APHL Spirit Day. Come dressed in your APHL merch and colors and represent. Another reason to celebrate is that all of the Innovate! Sessions do not begin at sunrise! Please take the time to participate. There will be multiple networking opportunities, continuing education credit options, health and wellness activities and the Bark Park. Take advantage.

Baltimore, known as “Charm City” and “the city that reads,” is famous for its historic Inner Harbor and Maryland blue crabs. It is home to prestigious Johns Hopkins University and Hospital and is the fictional setting of the musical “Hairspray.” But after May 7, 2026, it will also be known as the site of the Association of Public Health Laboratories’ 75th anniversary celebration, which was held in grand style.

Thank you for making plans to come. Enjoy the conference. Celebrate, and have a good time.

Sharon P. Massingale, PhD, HCLD/CC(ABB)

APHL 2026 Planning Committee Chair and APHL President-Elect

Association of Public Health Laboratories



Vision: A healthier world through quality laboratory systems

Mission: Shape national and global health outcomes by promoting the value and contributions of public health laboratories and continuously improving the public health laboratory system and practice.

The Association of Public Health Laboratories (APHL) is a non-profit 501(c)(3) organization representing governmental laboratories that monitor and detect public health threats, including emerging infectious disease surveillance, detection of metabolic and genetic conditions in newborns, water contamination identification and foodborne outbreak detection. APHL's members are state, local, county and city public health laboratories, state and local environmental health laboratories, state agricultural laboratories, corporations, individual and student members with an interest in public health laboratory issues, and organizations that share common goals with APHL.

APHL Board of Directors

Scott Shone, PhD, HCLD(ABB), North Carolina, President

Sharon Massingale, PhD, HCLD/CC(ABB), Alabama, President-Elect

Godfred Masinde, PhD, MBA, HCLD(ABB), San Francisco, Secretary-Treasurer

Kara Levinson, PhD, MPH, D(ABMM), Tennessee, Public Health Institutional State Member

Michael Pentella, PhD, D(ABMM), Iowa, Public Health Institutional State Member

Anthony Tran, DrPH, MPH, D(ABMM), MT(ASCP), California, Public Health Institutional State Member

Luke Short, PhD HCLD(ABB), Dallas, Public Health Local Institutional Member

Leslie Wolf, PhD, HCLD(ABB), Louisville (KY), Public Health Local Institutional Member

Pamela Higgins, PhD, Pennsylvania, Public Health Associate Institutional Member

Megan Crumpler, PhD, HCLD(ABB), Orange County (CA), Past-President

Scott J. Becker, MS, Chief Executive Officer (Ex-officio)



APHL 2026 Planning Committee

Sharon P. Massingale, PhD, HCLD/CC(ABB), Alabama Department of Public Health — Chair
Susanne Crowe, DrPH, MHA, HCLD(ABB), Florida Bureau of Public Health Laboratories
Nicolas Epie, PhD, HCLD, TS(ABB), MLS(ASCP), Massachusetts State Public Health Laboratory
Shireen Flores, PhD, QIAGEN
Jocelyn Hauser, PhD, D(ABMM), MLS(ASCP)^{CM}, DC Department of Forensic Sciences
Maria L. Ishida, PhD, New York State Department of Agriculture and Markets
Grace Kubin, PhD, Public Health Laboratory Division, Texas Department of State Health Services
Godfred L. Masinde, PhD, MBA, HCLD(ABB), San Francisco Public Health Laboratories
Hannah Mims, MS, Alabama Department of Public Health Bureau of Clinical Laboratories
Deborah K. Severson, MLS (ASCP), Fairfax County Health Department
Kimyattia Smith, MS, Houston Health Department Laboratory
Timothy Southern, MS, PhD, D(ABMM), Nevada State Public Health Laboratory
Anna K. Strain, PhD, Minnesota Public Health Laboratory
Anthony Tran, DrPH, MPH, D(ABMM), California Department of Public Health
Sinisa Urban, PhD, Maryland Department of Health — Laboratories Administration

APHL 2026 Poster Planning Committee

Sharon P. Massingale, PhD, HCLD/CC(ABB), Alabama Department of Public Health — Chair
Sarah Bahr, Oklahoma Department of Environmental Quality
Heather Barkholtz, PhD, University of Wisconsin-Madison & Wisconsin State Laboratory of Hygiene
Christopher Benton, PhD, MB (ASCP)^{CM}, PHLD(ABB), State of New Hampshire Public Health Laboratory
Savannah Bergman, Eau Claire City-County Health Department
Ryan Bernard, MBA, Missouri Department of Health and Senior Services
Ivan Dudik, Texas Department of State Health Services
Genie Davis, Glen F. Baker Public Health Laboratory, Arkansas Department of Health
Zhihua (Tina) Fan, PhD, New Jersey Department of Health
Keri Fisher, MLS(ASCP)^{CM}, ASQ CQPA, LSSGB, Michigan Department of Health and Human Services
Raeann Leal, DrPH, MPH, CPH, San Diego County Public Health Laboratory
Ashley Luntsford, Colorado State Public Health Laboratory
Brenna McGruder Rawson, Florida Department of Health Bureau of Public Health Laboratories — Jacksonville
Hannah Mims, MS, Alabama Department of Public Health Bureau of Clinical Laboratories
Athulaprabha Murthi, M(ASCP), New York City Public Health Laboratory
Majid Nada, PhD, State Hygienic Laboratory at University of Iowa
Lori Pillsbury, MS, Oregon Dept of Environmental Quality
Jianwen She, PhD, California Department of Health, Center for Laboratory Sciences
Lisa Shook-Chiles, DHPE, MA, MCHES, Cincinnati Children's Hospital Medical Center
David Joey Stringer, Dallas County Health and Human Services
Jill Warrington, MD, PhD, Vermont Department of Health Laboratory
Erin Young, PhD, Utah Public Health Laboratory
Rachel Zinner, MS, Kentucky Division of Laboratory Services

Up-to-date Agenda

For the most up-to-date information on presentations, speakers and posters, as well as full descriptions and abstracts, please reference the conference app using the QR code below.

Download the Mobile App

Search for “APHL Conferences” in your app store to download. Within the app, you’ll find the APHL 2026 event. *You must log in with a **username and password** emailed to each registrant from APHL in the week before the conference.*



Conference App

Access details on sessions, speakers, posters and exhibitors before the conference and on-site; navigate the convention center; personalize your experience by tagging sessions, exhibitors, posters and creating exportable notes. Receive alerts, reminders and changes in real time. *Session evaluations must be completed in the app in order to receive P.A.C.E.® credit.*

Free Professional Headshots for APHL 2026 Attendees!

Stop by our Headshot Studio in the Exhibit Hall and get a free headshot! Our professional photographer will help you put your best look forward for building your network, establishing credibility and advancing your career.

The photo booth will be open Monday and Tuesday during exhibit hall hours. No appointment is necessary.

Registration Desk Hours

Charles Street Lobby

Sunday, May 3	7:00 am – 6:00 pm
Monday, May 4	7:00 am – 6:00 pm
Tuesday, May 5	7:00 am – 5:30 pm
Wednesday, May 6	7:00 am – 5:00 pm
Thursday, May 7	7:00 am – 12:00 pm

Complimentary Wireless Internet

Connect to SSID: **APHL2026**

Password: **APHL2026**

Consent to Use Photographic Images

Registration and attendance at or participation in APHL conferences and other activities constitutes an agreement by the registrant to APHL's use and distribution (both now and in the future) of the registrant's or attendee's image or voice, without compensation, in photographs, video and audio recordings, and electronic reproductions of such events and activities.

Media Presence

Please be aware that APHL invites members of the media to attend this conference. Any speaker presentations should only include public information.

Lactation Room

A Mothering Room is located in Room 313 (300 level). Please visit the registration desk for more information.

Quiet Room

Step away from the busy conference atmosphere and retreat to our Quiet Room in the Charles Street Lobby Box Office, available throughout the conference.

Health and Safety

APHL is excited to welcome the public health laboratory community to APHL 2026. We are committed to providing a safe, secure and welcoming environment for all attendees. Safety is a shared responsibility; together, we can all contribute to a safe and healthy conference experience.

- An on-site paramedic (Charles Street Lobby), APHL event staff and venue security are available throughout the duration of the conference.
- Please always remain vigilant and aware of your surroundings. If you observe anything unusual, suspicious or unsafe, report it immediately to APHL event staff or venue security.
- In the event of an emergency, follow all instructions from APHL event staff, venue security or local authorities without delay.

Attention Speakers!

All speakers are required to visit the Speaker Ready Room 305 at least 4 hours before their session, regardless if they previously submitted their presentation to Cadmium.

Location: Room 305

Speaker Ready Room Hours

Sunday, May 3	12:00 pm – 5:00 pm
Monday, May 4	7:00 am – 6:00 pm
Tuesday, May 5	7:00 am – 5:30 pm
Wednesday, May 6	7:00 am – 5:00 pm
Thursday, May 7	7:00 am – 11:00 am

Attention Voting Members!

Please check in with APHL staff at rooms 309/310 prior to the Member Assembly at 4:45 pm on Wednesday, May 6.

Continuing Education Credits

APHL is approved as a provider of continuing education programs in the clinical laboratory sciences by the American Society of Clinical Laboratory Science P.A.C.E.® program. Attendees have the opportunity to earn contact hours by attending sessions at the conference. Attendance and completion of the evaluation is required to receive a P.A.C.E.® certificate.

To earn credits, listen for the verification code provided at the end of each session (the code is always a color). Then log in to the app and click the evaluation button either on the homepage or the session pop-up. Once you've completed all session evaluations, you'll need to complete the overall evaluation to be able to download, save and print your certificate.

Questions? Contact marisa.barley@aphl.org.

Maryland Public Health Laboratory Tours

Pre-registration required and tours are fully reserved.

- Monday, May 4: 8:00 am – 10:30 am (Fellows Only)
- Wednesday, May 6: 10:00 am – 12:30 pm
- Thursday, May 7: 1:30 pm – 4:00 pm

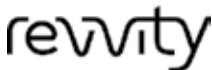
A shuttle bus will be available, departing from the convention center. If you are signed up for a seat, please gather in the registration area (Charles Street Lobby) 15 minutes prior to departure.

Indigenous Sites Land Acknowledgement

We acknowledge the lands and waters now known as Maryland are the home of its first peoples: the Accohannock Indian Tribe, Assateague People's Tribe, Cedarville Band of Piscataway Indians, Choptico Band of Indians, Lenape Tribe, Nanticoke Tribe, Nause-Waiwash Band of Indians, Piscataway Conoy Tribe, Piscataway Indian Nation, Pocomoke Indian Nation, Susquehannock Indians, Youghioghney River Band of Shawnee and tribes in the Chesapeake watershed who have seemingly vanished since the coming of colonialism. We acknowledge that this land is now home to other tribal peoples living here in diaspora. We acknowledge the forced removal of many from the lands and waterways that nurtured them as kin. We acknowledge the degradation that continues to be wrought on the land and waters in pursuit of resources. We acknowledge the right of the land and waterways to heal so that they can continue to provide food and medicine for all. We acknowledge that it is our collective obligation to pursue policies and practices that respect the land and waters so that our reciprocal relationship with them can be fully restored.

Educational Grant Support

APHL is thankful to the following partners that have provided educational grants to support this conference.



de Beaumont

Thank You to Our Generous Sponsors for Their Support!



Healthiest
Lab Award



Awards Breakfast



Conference App



Tuesday Morning Break



Espresso Cart

Visit with our sponsors, exhibitors and sustaining members in the **exhibit hall** during receptions, breaks and lunches.

Monday, May 4, 3:30 pm – 6:30 pm
Tuesday, May 5, 10:00 am – 6:30 pm
Wednesday, May 6, 10:00 am – 3:30 pm

Connect with your industry partners and get the inside track on new technologies and services during **Innovate! Sessions**, educational presentations designed for the public health laboratory community.

Find presentation details in the agenda.

Scavenger Hunt – Visit Exhibitors, Win Prizes!

Use your APHL mobile app to scan the QR code at each and every exhibitor booth to be entered into the prize raffle at 3:10 pm Wednesday (must be present to win!). Scan 7 other QR code locations around the conference to earn a double-entry for prizes! *All exhibitors must be scanned in order to be entered into the raffle for a prize.*

Prizes will include:

- **\$200 Amazon Gift Card**
compliments of Arlington Scientific
- **\$100 Amazon Gift Card**
compliments of BGA Soft, Inc.
- **Rice cooker**
compliments of HDR, Inc.
- **\$100 Amazon Gift Card**
compliments of Merrick & Company
- **Cool Cube™ Lab Transport Cooler**
compliments of VeriCor Medical Systems
- **(2) \$100 Amazon Gift Cards**
compliments of STAT Courier Service, Inc.
- **North Carolina Treats Basket**
compliments of Redbud Labs, Inc.
- **\$200 Amazon Gift Card**
compliments of Remi, a PartsSource Company
- **Rooted in Tech Bundle**
compliments of OpenELIS Foundation
- **Weekend Vibes Gift Basket**
compliments of QIAGEN

... And more!

Visit Us at the APHL Experience Booth 426

Discover new resources, share your stories and grab takeaways

New Product Demonstrations

Monday, May 4

3:30 pm – 4:15 pm

KMC Suite of Tools

Quality Systems and Analytics Program

5:30 pm – 6:30 pm

AIMS: Detor and Dashboard Utilization

Informatics Program

Tuesday, May 5

10:00 am – 10:45 am

Environmental Health Resources and Dashboards

Environmental Health Program

11:45 am – 12:45 pm

Showcasing APHL Leadership Development Opportunities

APHL Leadership Development Program

12:45 pm – 1:30 pm

Play Your UNO Card: Send the Specimens, Solve the Unknown!

Food Safety Program

2:30 pm – 3:00 pm

Digital Workforce Competency Tool

Global Health Program

5:30 pm – 6:30 pm

BEAM Dashboard

Food Safety Program

Wednesday, May 6

12:15 pm – 1:15 pm

Public Health Laboratory Ambassadors Tools & Resources

Academic Partnerships, Experiential Learning Program

1:15 pm – 2:00 pm

AMD Platform

Infectious Diseases Program

Also visit us to share your stories and experiences!

Don't miss this opportunity to share your story about a unique experience working in the lab, how you found your way into a public health laboratory career or anything else related to your work!

This year we are also collecting stories in honor of APHL's 75th anniversary. Come to the booth to tell us how you first encountered APHL, what your favorite conference experience has been or other APHL memories.

APHL staff will also be available for you to share feedback about your experience with the Public Health Laboratory Internship or Fellowship Program. We can't wait to hear your stories!





Celebrating 75 years of analysis, answers and action!

This year marks a special milestone for APHL — and we're so glad you're with us to celebrate in person at APHL 2026!

Unique to this year, several conference sessions, events and featured areas will include elements and themes as part of the special anniversary celebration.

APHL Spirit Day is Wednesday, May 6

In honor of our 75th anniversary, Wednesday is designated as APHL Spirit Day! Join the celebration and plan to wear your APHL gear or sport our brand colors (teal or burgundy). *We can't wait to see everyone repping APHL in style!*

APHL Merchandise Booth

Grab some APHL-themed merch for on-site purchase, or pick up your pre-ordered items [here](#).

APHL History Display

We've pulled some things from the APHL archives to take a look back at the organization's 75-year history.

Membership Booth

Stop by to connect with our membership staff about benefits and events.

APHL Experience Booth

Connect with staff in our booth in the Exhibit Hall. Attend a demonstration of a new tool or resource, share an experience with us or just grab some resources and giveaways. More details on the [previous page](#).

Public Health Laboratory Fellows and Interns in Attendance

We are excited to welcome more than 200 Public Health Laboratory Fellows and Interns to APHL 2026. These early career scientists and students, currently placed within public health laboratories across the country, will participate in person in Baltimore. These first-time attendees will take in sessions dedicated to the Career Pathways in Public Health Laboratory Science program and will participate in Annual Conference sessions and exhibits.

PROGRAM HIGHLIGHTS

Dr. Katherine Kelley Distinguished Lecture

Monday, May 4, 2:30 pm – 3:30 pm
Ballroom I/II

featuring **Joshua Sharfstein, MD**
Johns Hopkins Bloomberg
School of Public Health

Vice Dean for Public Health Practice
and Community Engagement



Dr. Joshua M. Sharfstein is Bloomberg Distinguished Professor of the Practice of American Health in Health Policy and Management at the Johns Hopkins Bloomberg School of Public Health, where he also serves as vice

dean for Public Health Practice and Community Engagement and as director of the Bloomberg American Health Initiative. A pediatrician by training, he is a former health commissioner of Baltimore, principal deputy commissioner of the U.S. Food and Drug Administration, and secretary of the Maryland Department of Health and Mental Hygiene. He is an elected member of the National Academy of Medicine and the National Academy of Public Administration.

In this keynote talk, Dr. Sharfstein will address how to make sense of the myriad changes in public health at the global, national and local level. He will discuss anger and frustration at public health, the chaotic information environment and recent changes to policy and process in the federal government. He will also talk about what's not changing—the fundamental need for high quality public health services and the potential for major progress, with Baltimore being Exhibit A.

He will conclude with recommendations for public health laboratory leadership in this new era.

Beyond the Microscope: Henrietta Lacks – The Immortal Cells and Their Human Story

Tuesday, May 5, 3:00 pm – 4:00 pm
Ballroom I/II

Enhance your conference experience by exploring this landmark, Baltimore-based story at the intersection of public health, medical research and ethics.

A conversation you won't want to miss!

APHL is honored to welcome family members of Henrietta Lacks who will speak candidly and poignantly about the Lacks family's experiences and the matriarch whose cancerous cell tissue has become, since her death in 1951, one of the most important medical research tools ever discovered.

You'll hear about Henrietta Lacks' involuntary contributions to society from her family's perspective and learn the key contributions of HeLa cells to medical and laboratory science, with particular emphasis on consent, transparency in medical research and trust in the healthcare system.


Following the session,
join us for the

**Lacks Family Book
Signing and APHL
Book Club Discussion**

Tuesday, May 5,
4:00 pm – 4:30 pm

APHL Connections
Cafe

300 Level



APHL Annual Awards Ceremony and Breakfast

sponsored by Hologic

Wednesday, May 6, 8:15 am – 9:45 am

Ballroom I/II

The awards program highlights outstanding achievements in laboratory science, creative approaches to today's public health challenges and exemplary support of laboratories serving the public's health. Applaud your colleagues, cheer innovation and support the advancement of public health laboratory science and practice!

Health and Wellness Activities

Morning Yoga

Marissa Walch, Instructor
Tuesday, May 5, 6:30 am

Outdoor Terrace
300 Level

Refreshing session of movement on the outdoor terrace of the Baltimore Convention Center. Bring your own yoga mat or use one that's provided.

Sunrise Walk

Wednesday, May 6, 6:00 am

Meet in the lobby of the Royal Sonesta Harbor Court Baltimore on Light Street.

We'll be walking to the Visit Baltimore sign at the Inner Harbor, then continue to Federal Hill Park. Along the way, you'll enjoy panoramic views of the Inner Harbor and Baltimore skyline. The distance is approximately 2 miles roundtrip.

APHL Bark Park

Tuesday, May 5, 11:00 am – 2:00 pm
Wednesday, May 6, 12:00 pm – 3:00 pm

Exhibit Hall

The Baltimore Humane Society will be joining us with adoptable dogs! Stop by for a snuggle or meet your best friend to take home!

Gratitude Wall

Near registration desk activities

Take a moment to reflect on the good things and great people all around you. Write and share messages, stories and thank-you's, or recognize your peers and colleagues on the gratitude wall. Letters will also be available for you to personalize and give to others.

Games and Activities

Invite friends to unwind with putt putt golf and cornhole on the Mezzanine level and throughout the convention center.

POSTER PRESENTATIONS

For complete poster listings, please refer to the mobile app or use a free digital poster screen to browse and search.



Conference App

Print Posters

Located in the Exhibit Hall throughout the conference.

Presentation Schedule

During the following presentation times, authors will be present for discussion.

- 1000's: Monday opening reception
- 2000's: Tuesday lunch
- 3000's: Tuesday networking/poster reception

NEW! Digital Posters

Available on screens outside the Exhibit Hall and on the 200 Level Mezzanine.

Digital posters will be available on all screens to browse or search by topic, keyword, title and author.

Presentation Schedule

During the following presentation times, authors will be present for discussion.

This schedule is up-to-date as of April 21, 2026. Please refer to the mobile app, digital program or digital poster screen for all current times.

Monday, May 4

12:00–12:15 pm

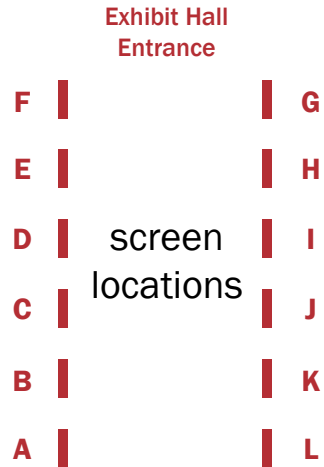
- D1001 Location A
- D1006 Location B
- D1007 Location C
- D1008 Location D
- D1010 Location E
- D1015 Location F
- D1016 Location G
- D1018 Location H
- D1020 Location I
- D1021 Location J

12:30–12:45 pm

- D1022 Location A
- D1030 Location B
- D1033 Location C
- D1036 Location D
- D1040 Location E
- D1042 Location F
- D1045 Location G
- D1051 Location H
- D1054 Location I
- D1057 Location J

1:00–1:15 pm

- D1058 Location A
- D1059 Location B
- D1060 Location C
- D1065 Location D
- D1066 Location E
- D1067 Location F
- D1069 Location G
- D1070 Location H
- D1071 Location I
- D1072 Location J



Tuesday, May 5

12:00–12:15 pm

D2001 Location A
D2002 Location B
D2005 Location C
D2006 Location D
D2007 Location E
D2012 Location F
D2013 Location G
D2015 Location H
D2019 Location I
D2025 Location J
D2102 Location K

12:30–12:45 pm

D2031 Location A
D2032 Location B
D2033 Location C
D2034 Location D
D2035 Location E
D2037 Location F
D2038 Location G
D2040 Location H
D2043 Location I
D2045 Location J
D2103 Location K

1:00–1:15 pm

D2046 Location A
D2052 Location B
D2053 Location C
D2057 Location D
D2059 Location E
D2060 Location F
D2062 Location G
D2068 Location H
D2074 Location I
D2075 Location J
D2107 Location K

5:30–5:45 pm

D3001 Location A
D3004 Location B
D3007 Location C
D3009 Location D
D3011 Location E
D3014 Location F
D3015 Location G
D3017 Location H
D3019 Location I
D3020 Location J
D3068 Location K

5:55–6:05 pm

D3041 Location A
D3022 Location B
D3024 Location C
D3026 Location D
D3029 Location E
D3030 Location F
D3033 Location G
D3034 Location H
D3037 Location I
D3039 Location J
D3072 Location K

6:15–6:30 pm

D3043 Location A
D3046 Location B
D3052 Location C
D3053 Location D
D3054 Location E
D3055 Location F
D3056 Location G
D3060 Location H
D3066 Location I
D3067 Location J
D3073 Location K

Wednesday, May 6

12:20–12:35 pm

D1075 Location A
D1078 Location B
D1079 Location C
D1081 Location D
D1085 Location E
D1086 Location F
D1088 Location G
D1090 Location H
D1093 Location I
D1095 Location J

12:45–10:00 pm

D2081 Location A
D2082 Location B
D2084 Location C
D2086 Location D
D2087 Location E
D2088 Location F
D2090 Location G
D2092 Location H
D2096 Location I
D2097 Location J
D2110 Location K

1:10–1:25 pm

D1097 Location A
D1098 Location B
D1102 Location C
D1105 Location D
D1107 Location E
D1110 Location F
D1111 Location G
D2111 Location H
D2099 Location I
D2100 Location J

Session Topics

APHL solicits session proposals from its standing committees and the general membership, which results in many excellent proposals. To assist you in determining the general area of interest, we have given each session a letter symbol that corresponds with the topic that it represents. This guide is listed below.

FSS Food Safety and Security	LOA Laboratory Operations & Administration	NBS Newborn Screening and Genetics
QRC Quality & Regulatory Compliance	EHOS Environmental Health & Overdose Surveillance	CC Cross Cutting
PRBB Preparedness, Response, Biosafety and Biosecurity	INF Informatics	AMD Advanced Molecular Detection and Bioinformatics
	WFD Workforce Development	ID Infectious Diseases

Competencies

The US Centers for Disease Control and Prevention (CDC) and the Association of Public Health Laboratories (APHL) published the [Competency Guidelines for Public Health Laboratory Professionals](#) in a Morbidity and Mortality Weekly Report (MMWR) supplement. These guidelines were developed with a focus on public health laboratory practice and are intended to form the foundation of competency-based approaches to strengthen that practice, including integration into workforce development initiatives such as training and education programs.

In support of efforts to further the adoption and implementation of guidelines, each session in the APHL 2026 Annual Conference program will include one or more symbols corresponding to the related competency domain(s) that the session addresses. This guide is listed below.

QMS Quality Management Systems	WFT Workforce Training	INF Informatics
ETH Ethics	EMR Emergency Management and Response	MCB Microbiology
MLD Management and Leadership	GEN General Laboratory Practices	CHM Chemistry
COM Communication	SHC Safety: Hazard Control	BIO Bioinformatics
SEC Security	SRV Surveillance	RES Research

Regulatory Science Track **RS**

The Regulatory Science Track brings specific content relevant to scientists and their partners who improve public health and safety by generating defensible data that informs regulatory decision making. *The sessions below are designated with the RS symbol in the following agenda.*

- Opening Keynote: Dr. Katherine Kelley Distinguished Lecture, featuring Joshua Sharfstein, MD, Johns Hopkins Bloomberg School of Public Health
- Celebrating 75 years of the Emergence and Importance of Environmental Laboratory Testing
- Contamination Chronicles 3.0
- Got Raw Milk? Navigating Challenges in Raw Dairy Product Regulation
- Lessons of an Unexpected Crisis: A State and Federal Panel Discusses Infant Botulism Linked to Powdered Infant Formula
- Drugs, Data, Demographics: Combating Nonfatal Overdoses with a National Overdose Biosurveillance System
- Building Human Biomonitoring Programs for Empowerment and Impact
- Navigating CIDT False Positives: A Tale of Two Laboratories
- Prevalence of *Cronobacter sakazakii* in Infant Formula and Innovative Mitigation Strategies
- Think Like a Regulator: Using the QSE Crosswalk to Stay Ahead
- Digital by Design: Smarter Quality Systems for Public Health Laboratories

AGENDA OF EVENTS

For the most up-to-date information on presentations, speakers and posters, as well as full descriptions and abstracts, please reference the conference app.



Conference App

Sunday, May 3

7:00 am – 6:00 pm

Registration Open

Charles St. Lobby

1:00 pm – 5:00 pm

Preconference Workshop

Making a Difference: A Workshop for Prospective APHL Global Health Consultants

318

Interested in making a global impact by supporting public health laboratories across the world? Join this free interactive workshop to explore the APHL Global Health (GH) Program and discover consultancy opportunities that put your expertise to work on a global stage.

You'll gain an inside look at the GH Program's priorities and activities, learn how consultants contribute to strengthening laboratory systems worldwide and understand what it takes to succeed in international consulting. We'll walk through APHL's expectations for global consultants and clarify the roles and responsibilities so you know exactly what to expect.

The workshop will also include engaging activities focused on cultural sensitivity, diplomacy and travel safety – essential skills for global work. Along the way, you'll see how consulting can make a meaningful difference not only for partner countries, but also for you and your laboratory.

For participants ready to take the next step, one-on-one informational interviews will be offered throughout the week to explore consultancy with the APHL Global Health Program.

After completing this session, the participant will be able to:

- Describe the roles and responsibilities of a Global Health consultant
- Describe APHL's expectations for consultants working internationally
- Explain the Global Health Program's consultancy opportunities
- Demonstrate cultural awareness and diplomacy skills
- Apply for Global Health consultant opportunities

Sunday, May 3

Speakers:

- Alberto Gutierrez Medina, MA, Director, Global Safety and Security, APHL
- Noah Hull, PhD, MPH, Senior Manager, Global Health, APHL
- Jocelyn Isadore, MPH, Manager, Global Health, APHL
- Grace Kubin, PhD, Deputy Commissioner, Laboratory Director, Public Health Laboratory Division, Texas Department of State Health Services
- Matthew McCarroll, Principal Specialist, Global Health, APHL
- Sherrie Staley, MPH, Senior Director, Global Health, APHL
- Burton Wilcke, Jr., PhD, Associate Professor Emeritus, University of Vermont

Monday, May 4

7:00 am – 6:00 pm

Registration Open

Charles St. Lobby

8:00 am – 11:00 am

Preconference Workshops (\$149 per person)

From Point A to Point B: Mastering Courier Logistics

311

588-503-26 • P.A.C.E.® Contact Hours: 1.0

Laboratory leaders are facing challenges with funding courier systems and meeting accreditation requirements for sample transport and receipt. This workshop will serve to describe funding strategies and models of courier logistics management to achieve efficiency. Contracting and pricing models for courier services will be discussed with a vendor and a panel of APHL members will present successful courier operations strategies.

After completing this session, the participant will be able to:

- Describe different payment models for courier services contracting
- Identify funding sources used by APHL member laboratories for couriers
- Implement strategies to reduce costs associated with logistics operations
- Utilize laboratory system partners and networks to improve efficiency

Moderator: Christine Bean, PhD, MBA, MLS (ASCP), Chief Learning Officer, Association of Public Health Laboratories

Speakers:

- Alex Boekholt, BA, VP Sales and Marketing, STAT Courier
- Aissatou Mbaye, Business Development Specialist, STAT Courier
- Adam Perkins, BS, Laboratory Director, Missouri State Public Health Laboratory
- Pamela J. Higgins, PhD, Director of PA DEP Bureau of Laboratories
- Sherri Marine, Laboratory Support Services Director, State Hygienic Laboratory, Iowa
- Brian Pope, Virology & Biological Preparedness Division Director, Indiana Department of Health Laboratory

From A to E: Viral Hepatitis Testing and Elimination

320

588-504-26 • P.A.C.E.® Contact Hours: 1.0

This interactive workshop will provide a comprehensive review of diagnostic testing and public health surveillance strategies for hepatitis A, B, C, D and E viruses. Speakers will provide an update on national viral hepatitis elimination initiatives, followed by focused sessions on each virus covering current diagnostic tools, recommended testing algorithms for diagnosis and surveillance, and emerging trends that may impact testing. Topics such as new test methods, point of care and viral-first diagnosis, alternative specimen types, including small-volume specimens, capillary blood, and self-collected samples, and multiplexing will be covered.

After completing this session, the participant will be able to:

- Describe current national viral hepatitis elimination priorities and how diagnostic testing supports these efforts
- Identify recommended diagnostic tests and testing algorithms for HBV/HDV, HCV, HAV and HEV across clinical, surveillance and point-of-care settings
- Discuss the utility of alternative specimen types, including small-volume samples, capillary blood and self-collection approaches

Moderator: Sarah Buss, PhD, D(ABMM), Program Manager, Infectious Diseases, Association of Public Health Laboratories

Speakers:

- Carolyn Wester, MD, MPH, Director, Division of Viral Hepatitis, Centers for Disease Control and Prevention
- Tonya Hayden, Deputy Chief, Laboratory Branch, Division of Viral Hepatitis, Centers for Disease Control and Prevention
- Marty Soehnen, PhD, MPH, PHLD(ABB), Director of Infectious Disease, MDHHS, Bureau of Laboratories
- Saleem Kamili, PhD, Chief, Laboratory Branch, Division of Viral Hepatitis, Centers for Disease Control and Prevention

Next Generation Sequencing in the Adolescent Years

319

588-505-26 • P.A.C.E.® Contact Hours: 1.0

Next Generation Sequencing has been in public health laboratories for almost a decade now and while all laboratories are using this technology for various uses in disease detection and surveillance, there is much room for growth. This preconference workshop will discuss how laboratories can continue to build the infrastructure for sequencing from workforce development to workflow development to take their sequencing work to the next level.

After completing this session, the participant will be able to:

- Describe new workforce development needs and professional development opportunities for bioinformaticians and genomic epidemiology

- Identify considerations for onboarding new technology and sequencing capacity
- Explain how to expand your laboratory's quality management processes to include clinical validated sequencing assays

Moderator: Christin Hanigan, PhD, Association of Public Health Laboratories

Speakers:

- Dan Evans, MS MB(ASCP)CM CIC REHS CPH, Minnesota Public Health Laboratory
- Kelly Oakeson, PhD, Utah Public Health Laboratory
- Lauren Turner, PhD, Virginia Division of Consolidated Laboratory Services

Artificial Intelligence in Public Health Laboratories—From Fundamentals to Future Frontiers

318

588-506-26 • P.A.C.E.® Contact Hours: 1.0

Recent findings from the 2025 APHL Survey on Understanding Artificial Intelligence (AI) revealed that while most public health laboratory professionals are experimenting with AI in their personal lives, fewer than one in three are using it in the workplace. Many cited barriers such as unclear policies, lack of training, security concerns, and uncertainty about how AI applies to laboratory practice.

This pre-conference session builds directly on those findings to help laboratories move from curiosity to confident, responsible use of AI. Participants will learn what AI is—and what it isn't—explore the tools already shaping data analysis and communication, and discuss how to start small with realistic, secure use cases.

Through live demonstrations, member case studies, and leadership perspectives, this three-hour session offers a roadmap for AI adoption in public health laboratories: from basic understanding and prompt engineering to policy readiness, ethical safeguards, and advanced innovations. Participants will leave with practical examples, trusted guardrails, and connections to a growing APHL network of laboratory AI pioneers.

After completing this session, the participant will be able to:

- Define core AI concepts relevant to laboratory science (machine learning, generative AI, predictive analytics)
- Identify safe and effective use cases for AI in the laboratory environment
- Recognize ethical, security and data-privacy considerations when using AI tools
- Apply basic prompt-engineering techniques to get accurate, verifiable results
- Evaluate leadership, workforce and policy readiness for AI adoption
- Connect with peers and APHL volunteers using AI for practical lab improvements

Moderator: Lorelei Kurimski, Senior Director, Quality Systems and Analytics, APHL

Speakers:

- Anewar Burka, Senior Manager, Quality Systems and Analytics, APHL
- Troy Willitt, JD, MPA, General Counsel, Association of Public Health Laboratories
- Luke Chandler Short, PhD, HCLD(ABB), Director, Public Health Laboratory, Dallas County Health and Human Services
- Jiada Li, PhD, Research Scientist IV (AI), New York State Department of Health

11:00 am – 12:00 pm
301-303

Laboratory Directors Brunch (Invitation Only)

12:00 pm – 12:30 pm
309/310

Innovate! Session 1 (details on page 24 ►)
iConnect Consulting

12:30 pm – 1:00 pm
314/315

Innovate! Session 2 (details on page 24 ►)
Thermo Fisher Scientific

1:00 pm – 1:30 pm
316/317

Innovate! Session 3 (details on page 25 ►)
Oxford Nanopore Technologies

1:45 pm – 2:30 pm
Ballroom I/II

**Welcome to Baltimore
Opening Session**

Don't miss this special, commemorative kick-off of APHL's 75th anniversary Annual Conference! Featuring some meaningful moments and special surprises, be sure to get there a few minutes early to get in on the fun!

2:30 pm – 3:30 pm
Ballroom I/II

**Dr. Katherine Kelley
Distinguished Lecture**

The Rules of the Game, 2026 

588-840-26 | P.A.C.E.® Contact Hours: 1.0

In this keynote talk, Dr. Joshua Sharfstein will address how to make sense of the myriad changes in public health at the global, national, and local level. He will discuss anger and frustration at public health, the chaotic information environment and recent changes to policy and process in the federal government. He will also talk about what's not changing—the fundamental need for high quality public health services, and the potential for major progress, with Baltimore being Exhibit A. He will conclude with recommendations for public health laboratory leadership in this new era.

After completing this session, the participant will be able to:

- Describe some of the major changes to process and policy that have defined this year for public health institutions and organizations.
- Explain the role of the information environment in complicating the work of the public health community.
- Reflect on the fundamental, ongoing role of public health institutions in supporting the health of the public.
- Identify several approaches for effective leadership in public health in this new era.

3:30 pm – 4:00 pm
Ballroom I/II

Rapid Poster Presentations (Fellows)

Monday, May 4

12:00 pm – 12:30 pm

From Orders to Insights: ETOR and Data Science for the Modern Public Health Lab

presented by iConnect Consulting • Room 309/310

Electronic test ordering and resulting (ETOR) is foundational to modern laboratory operations, but its value extends beyond transaction-based data exchange. This session will showcase how the iConnect ETOR platform combines ETOR functionality with collaboratively developed Data Science framework to support both operational efficiency and public health surveillance. Participants will see how electronic workflows improve data quality and how integrated analytics tools enable trend analysis, reporting and decision support. Learn how laboratories are leveraging these capabilities to strengthen surveillance programs and support data-driven public health action.

Speakers:

- Andrew Sinyaver, iConnect Consulting
- Ksenia Koroskina, MS, iConnect Consulting

12:30 pm – 1:00 pm

Building an LDT Real-time PCR Portfolio: 25 Years of Progress

presented by Thermo Fisher Scientific • Room 314/315

This session highlights 25 years of real-time PCR development at the New York State Department of Health's Wadsworth Center, including expansion to over 100 bacteriology LDT assays. It will cover the transition to QuantStudio platforms, cost-effective rapid testing approaches and integration into diagnostic algorithms, with practical insights for scaling PCR programs in public health labs.

Speaker:

- Kara Mitchell, PhD, Deputy Chief Bacterial Diseases, Director Of General Bacteriology, New York State Department of Health, Wadsworth Center

Monday, May 4

1:00 pm – 1:30 pm

Building Long-read Capacity in Public Health Laboratories Through Collaborative Training with Oxford Nanopore

presented by Oxford Nanopore Technologies • Room 316/317

Long-read sequencing enables public health laboratories to generate high-quality whole-genome data quickly and cost-effectively, reducing turnaround time and simplifying workflows. This session presents a practical approach to implementing Oxford Nanopore sequencing in a public health laboratory, from initial setup to routine use. We highlight a three-day, hands-on training program developed through a collaborative partnership between the North Carolina and Virginia public health laboratories. The session will focus on the NO-MISS nanopore-only microbial isolate sequencing workflow and streamlined bioinformatic pipelines that support genome assembly, AMR profiling and core genome analyses in a single run. Example results, including comparisons to short-read data, will demonstrate applications for PulseNet surveillance and healthcare-associated infection investigations.

Speakers:

- Anna Maria Niewiadomska, Market Segment Manager, Public Health, Oxford Nanopore Technologies
- William Glover, PhD, D(ABMM), Assistant Laboratory Director, North Carolina State Laboratory of Public Health
- Logan Fink, MS, Lead Scientist, Division of Consolidated Laboratory Services, Virginia

3:30 pm – 6:30 pm

Exhibit Hall and Posters Open

Exhibit Halls A-B

3:30 pm – 4:15 pm

Break in the Exhibit Hall

Exhibit Halls A-B

4:15 pm – 5:15 pm

Concurrent Sessions

Contamination Chronicles 3.0 **FS** **QRC** **GEN** **MCB** **CHM** **SRV** **RS**

307/308

588-802-26 | P.A.C.E.® Contact Hours: 1.0

This session will bring together real-world case studies from public health professionals, highlighting the complexities involved in food safety and outbreak investigations. The speakers will explore details of public health and regulatory investigations, including insights from investigations into unknown adulterants where non-targeted screening was utilized for suspected animal poisoning cases. Additionally, the speakers will discuss a case of lead poisoning where daily egg consumption made a farming couple ill. The session aims to provide best practices for managing complex investigations in today's dynamic food safety landscape.

After completing this session, the participant will be able to:

- Identify key factors that contribute to complex outbreaks, including social dynamics, pathogen diversity and laboratory testing protocols
- Discuss how surveillance, testing and communication strategies play a role in resolving food safety cases involving intentional and accidental contamination
- Outline the complexities of product contamination
- Explain how product contamination could impact the parties involved
- Evaluate the potential for zoonotic transmission and other unconventional sources of food contamination

Moderator: Carrie Crabtree, PhD, Laboratory Division Director, Georgia Department of Agriculture

Speakers:

- Erik Pearson, Laboratory Administrator, Nebraska Department of Agriculture
- Kelly F. Oakeson, PhD, Chief Scientist: Next-Generation Sequencing & Bioinformatics, Utah Health Department
- Amanda Woods, MS, Lead Scientist, Virginia Division of Consolidated Laboratory Services

Monday, May 4

Microplastics Are Big Problems: Considerations for Bringing on Testing for Microplastics

EHOS GEN EMR

309/310

588-825-26 | P.A.C.E.® Contact Hours: 1.0

This session will explore testing methods, health impacts and laboratory issues around microplastics. States are being asked to develop methods to analyze microplastics in the environment and this session will prepare laboratories to respond. To address public health concerns for exposure to microplastics, an interdisciplinary working group was formed by CDC's National Center of Environmental Health and the Agency for Toxic Substances and Disease Registry. People are exposed to microplastics in air, water and food. Speakers will present what is known—and what is being researched—about the impacts of microplastics on human health. As researchers follow the path of microplastics into the ecosystem and into people, they are beginning to learn the hazards these chemical particles present to living tissue.

After completing this session, the participant will be able to:

- Explain microplastics' significance to health
- Define laboratory considerations for initiating microplastic testing
- Identify and compare testing methods for microplastics to aid in method selection
- Describe work in defining human health risks regarding exposure to and toxicity from microplastics underway at CDC's National Center for Environmental Health (NCEH) and Agency for Toxic Substances and Disease Registry (ATSDR)

Moderator: Anthony Tran, DrPH, MPH, D(ABMM), Director, State Public Health Laboratory, Deputy Director, Center for Laboratory Sciences, California Department of Public Health

Speakers:

- Megan Wolff, PhD, MPH, Executive Director, Physician and Scientist Network Addressing Plastics and Health
- Kurunthachalam Kannan, PhD, Deputy Director of the Division of Environmental Health Sciences, Professor, Department of Environmental Health Sciences, College of Integrated Health Sciences, University at Albany
- Aaron Bernstein, MD, Director, National Center for Environmental Health and the Agency for Toxic Substance and Disease Registry (NCEH/ATSDR)

The Power of Advocacy: Shaping the Future of Public Health Funding Domestically and Globally

LOA GEN MLD

314/315

588-803-26 | P.A.C.E.® Contact Hours: 1.0

This session will highlight the importance of advocating to increase funding across state and federal agencies to strengthen national laboratory systems within the US and around the world. It will explore how sustained investments have supported the Global Health Security initiative by enhancing national laboratory systems to better detect, respond to and prevent public health threats worldwide. Additionally, the session will highlight how advocacy for US state public health laboratories is deeply interconnected with global health security efforts. Although supported through distinct funding mechanisms, both domestic and international public health systems play a pivotal role in maintaining global readiness and resilience against infectious disease threats.

After completing this session, the participant will be able to:

- Advocate for promoting sustainable public health laboratory funding
- Develop advocacy materials at the State and Federal levels

Moderator: Lucy Maryogo-Robinson, Director, Global Health, APHL

Speakers:

- Sherrie Staley, MPH, Deputy Director, Global Health, APHL
- Sameer Sakallah, PhD, Bureau Chief, Director of Laboratories, Kansas Department of Health and Environment
- Peter Kyriacopoulos, Chief Policy Officer, APHL

Amerithrax Attacks: 25 Years of Reflection and Beyond    
316/317

588-801-26 | P.A.C.E.® Contact Hours: 1.0

The 2001 Amerithrax attacks transformed public health preparedness and laboratory response. Twenty-five years later, public health laboratories continue to advance biosafety, biosecurity and biothreat detection. This session reflects on lessons learned from the anthrax letters, tracing the “life of a letter” from detection to response and examining long-term impacts on laboratory operations and interagency coordination. Presenters will discuss progress in sustaining expertise, integrating new technologies and strengthening readiness for evolving threats. Looking ahead, the session will explore the future of threat-agnostic approaches, enhanced biosurveillance and global collaboration to ensure laboratories remain prepared for the next 25 years.

After completing this session, the participant will be able to:

- Describe how the 2001 Amerithrax attacks shaped the evolution of public health laboratory preparedness, including advancements in biosafety, biosecurity and interagency coordination
- Identify opportunities to enhance biosurveillance and laboratory collaboration through improved data sharing, interoperability and partnerships at the local, national and international levels
- Identify lessons learned that continue to inform current biothreat response practices from sample receipt through confirmatory testing

Moderator: Christina Egan, PhD, Chief, Biodefense and Mycology Laboratories, New York State Department of Health, Wadsworth Center

Speakers:

- Sean G Kaufman, MPH, CPH, IFBA CP BRM, Senior Advisor for Global Affairs, Immediate Office of the Director (IOD)Centers for Disease Control and Prevention (CDC), Department of Health and Human Services
- Philip Lee, Microbiologist, Florida Bureau of Public Health Laboratories, Jacksonville
- Grace Kubin, PhD, Laboratory Director, Texas Department of State Health Services
- Victoria Ruiz, PhD, Chief of Biothreat Response, Microbiology, New York City Department of Health and Mental Hygiene

5:30 pm – 6:30 pm

Welcome Reception

Exhibit Halls A-B

Tuesday, May 5

6:30 am – 7:30 am

300 Level Terrace

Morning Yoga

(300 level APHL Connections Cafe “wing” area as rain backup)

7:00 am – 5:30 pm

Charles St. Lobby

Registration Open

8:00 am – 8:30 am

Concurrent Innovate! Sessions 4–7

(details on pages 32–33 ►)

Bio-Rad Laboratories | Clear Labs | Illumina
Promega Corporation

8:30 am – 9:00 am

Meet the Experts

320

CDC Epidemiology and Laboratory Capacity (ELC) Cooperative Agreement

Experts from CDC’s ELC Program Office will be on site to answer your questions in an informal office hours session. Attendees are encouraged to stop by for all or part of the session to ask questions or share concerns about current ELC activities, budgeting practices and reporting requirements.

Speakers:

- Tricia Aden, Lead, ELCIB Science and Informatics Team, US Centers for Disease Control and Prevention
- Kristine Kines, MPH, PhD, Laboratory Leadership Service Fellow, US Centers for Disease Control and Prevention
- Angelica O’Connor, MPH, Deputy Branch Chief, US Centers for Disease Control and Prevention
- Justine Pompey, PhD, Laboratory Leadership Service Fellow, US Centers for Disease Control and Prevention

9:00 am – 10:00 am

Plenary Session

Ballroom I/II

Celebrating 75 years of the Emergence and Importance of Environmental Laboratory Testing

EHOS **QRC** **GEN** **MCB** **SRV** **RS**

588-805-26 | P.A.C.E.® Contact Hours: 1.0

As APHL has grown over the past 75 years, environmental laboratory capacity has needed to expand to combat environmental contamination in support of public health. Environmental laboratories have consistently stood on the forefront of producing accurate data to ensure clean water, soil and air, which are all essential for protecting

public health and the ecosystems that sustain it. These laboratories have evolved alongside the nation's most pressing challenges: from monitoring drinking water, air pollutants and industrial waste discharges to rapidly responding to environmental emergencies and emerging threats such as PFAS, harmful algal blooms and wildfires. This session will highlight the breadth, impact and challenges of the critical work performed by environmental laboratories, whose expertise and dedication have played a vital role in advancing environmental and public health for all.

After completing this session, the participant will be able to:

- Explain the chronology of environmental testing
- Describe the impact of chronology of environmental testing on public health
- Describe recent examples where environmental testing has been the critical factor in preventing the spread of disease and limiting exposure to harmful contaminants
- Describe challenges that environmental laboratories are facing that impact their testing capabilities

Moderator: Enoma Omoregie, PhD, Associate Director, Environmental Sciences Public Health Laboratory, NYC Department of Health and Mental Hygiene

Speakers:

- Pam J. Higgins, PhD, Bureau Director, Pennsylvania Department of Environmental Protection
- Anita Keese, Environmental Chemistry Unit Director, Texas Department of State Health Services Laboratory
- Kazukiyo Kumagai, PhD, MPH, MEng, FRSPH, FSHASEJ, Chief, Air Quality Section, Environmental Health Laboratory Branch, Center for Laboratory Sciences, California Department of Public Health

10:00 am – 10:30 am **Rapid Poster Presentations**
Ballroom I/II

10:00 am – 6:30 pm **Exhibit Hall and Posters Open**
Exhibit Halls A-B

10:00 am – 10:45 am **Break in the Exhibit Hall**
Exhibit Halls A-B

10:45 am – 11:45 am **Plenary Session**

Ballroom I/II

Riding the Hype Curve: AI Integration in Public Health Laboratories

INF | LOA | **GEN** | INF

588-806-26 | P.A.C.E.® Contact Hours: 1.0

As artificial intelligence tools become embedded in modern LIMS platforms and laboratory workflows, public health laboratories face both unprecedented opportunities and complex challenges. This 60-minute breakout session moves beyond theoretical discussions to provide practical, evidence-based guidance on implementing AI tools within the realities of public health laboratory operations.

This session will address the critical gap between AI's promise and its practical application by featuring real-world case studies from laboratories that have successfully navigated implementation challenges. Attendees will learn to distinguish evidence-based AI applications from marketing hype, understand current policy and governance considerations, and develop frameworks for responsible AI adoption that comply with regulatory requirements.

After completing this session, the participant will be able to:

- Evaluate AI tools currently available and their applications
- Apply lessons learned from successful implementations in LIMS configuration, SOP creation and operational efficiency
- Develop actionable strategies for AI adoption that align with limited resources and “doing more with less”

Moderator: Sean Hannigan, Specialist, Informatics, APHL

Speakers:

- Luke C. Short, PhD, HCLD(ABB), Laboratory Director, Dallas County Health and Human Services
- Justin Nucci, MS, Data Systems Manager, Colorado Public Health Lab
- Elizabeth White, CPHIMS, LIMS Administrator, Wyoming Public Health Laboratory

11:45 am – 1:30 pm

Exhibit Halls A-B

Lunch in the Exhibit Hall: Visit Exhibits and Posters

11:45 am – 12:15 pm

301-303

Innovate! Session 8 (details on page 33 ►)

Abbott Laboratories

12:15 pm – 12:45 pm

309/310

Innovate! Session 9 (details on page 34 ►)

Bruker Scientific, LLC

12:45 pm – 1:15 pm

314/315

Innovate! Session 10 (details on page 34 ►)

Roche Diagnostics

Tuesday, May 5

8:00 am – 8:30 am

Opus In Action: Real-time PCR Answers for Infectious Disease

presented by Bio-Rad Laboratories • Room 314/315

Discover how the CFX Opus Dx Real-Time PCR System harmonizes accuracy, ease of use and cost-effective operation, empowering public health labs to deliver reliable results with confidence. Its open, flexible system enables seamless integration and simplifies assay development.

Speaker:

- Eric Johnson, PhD, Bio-Rad Field Application Scientist Regional Manager

Building Resilient Public Health Systems Through Genomic Automation

presented by Clear Labs • Room 316/317

This session highlights Clear Labs' Clear Ix infectious diseases portfolio, an automated NGS platform designed to strengthen public health response through scalable, high-resolution pathogen detection and genomic surveillance. From viral sequencing, tuberculosis drug-resistance profiling to outbreak-ready workflows, Clear Ix streamlines complex molecular processes into standardized, reproducible automation. We will present performance data, workflow efficiencies and real-world applications demonstrating how integrated automation and genomics can accelerate surveillance, improve laboratory capacity, and support faster, data-driven public health decisions.

Speakers:

- Kyle Rhoden, Director Product Management, Clear Labs
- Christopher Benton, CLIA Director/Virology Program Manager, NH Department of Health & Human Services

Advancements of Illumina Solutions for Public Health

presented by Illumina • Room 307/308

Come and learn about advancements toward utilizing Illumina solutions in the public health sector including library preparation, instrumentation and analysis.

Speakers:

- Jason Smith, Infectious Disease and Microbiology Specialist, Illumina
- Shannon Matzinger, PhD, Genomic Surveillance Program Manager

INNOVATE! SESSIONS

Tuesday, May 5

8:00 am – 8:30 am

Maxwell® Automated Extraction Platform: From Wastewater to Animal to Clinical Diagnostics—A One Health Approach

presented by Promega Corporation • Room 309/310

Public health laboratories implementing One Health surveillance face a critical challenge: processing diverse sample types—from wastewater to veterinary specimens to clinical samples—while maintaining consistent quality and operational efficiency. Current approaches often rely on specialized equipment for each application, creating resource constraints and limiting surveillance capacity. This session demonstrates how Maxwell® automated extraction serves as a unified platform solution across One Health applications. We present performance data from wastewater and water pathogen monitoring (ie. SARS-CoV-2, Flu, RSV, *Legionella*), clinical diagnostics (TB, *C. auris*), and emerging veterinary and zoonotic disease surveillance applications. Key platform capabilities include standardized extraction across diverse matrices, walk-away automation reducing contamination risk and consistent performance enabling multi-site laboratory networks.

Speakers:

- Malik Keshwani, PhD, Promega Corporation
- Sophia Armendariz, Diagnostic Technician, Kansas Veterinary Diagnostic Lab

11:45 am – 12:15 pm

The Public Health Value of Trichomonas Testing: Outcomes and Economic Insights

presented by Abbott Laboratories • Room 301/303

As interest in expanding STI testing continues to grow, many public health laboratories are reassessing how *Trichomonas vaginalis* (TV) fits into their testing strategies. This presentation will evaluate clinical outcomes and economic considerations across a range of TV testing approaches. The session will provide actionable insights for labs assessing implementation options based on their workflows, capacity and public health goals.

Speaker:

- Patricia Kissinger, BSN, MPH, PhD, Professor of Epidemiology and Associate Dean of Faculty Affairs and Development, Tulane University School of Public Health and Tropical Medicine

Tuesday, May 5

INNOVATE! SESSIONS

Tuesday, May 5

12:15 pm – 12:45 pm

Rapid Phenotypic Carbapenemase Activity Detection Using the MBT STAR® Carba Kit*: Implementation, Impact and Lessons from a Public Health Laboratory

presented by Bruker Scientific, LLC • Room 309/310

Carbapenemase-producing organisms (CPOs) pose a significant public health threat, making rapid detection critical for timely infection control and surveillance. The San Diego County Public Health Laboratory (SDCPHL) used the MBT STAR® - Carba Kit*, a MALDI-TOF MS-based phenotypic method to develop and validate an in-house assay for detecting Class A, B and D carbapenemase activity in key Gram-negative pathogens.

The in-house assay demonstrated high accuracy and reproducibility across clinically relevant carbapenemases, while delivering faster time to results than traditional methods such as mCIM. Following implementation, SDCPHL significantly reduced reliance on state reference testing, shortened turnaround times for more than 300 isolates annually, and minimized shipping delays and costs. These efficiencies have strengthened local antimicrobial resistance surveillance and enabled more rapid public health response to CPO transmission. Practical considerations, workflow integration and assay limitations will be discussed.

*For Research Use Only. Not for use in clinical diagnostic procedures. Please contact your local representative for availability in your country.

Speaker:

- Paul Temprendola, Supervising Public Health Microbiologist, Public Health Services – Laboratory, County of San Diego Health and Human Services Agency

12:45 pm – 1:15 pm

Enhancing Influenza Surveillance in San Francisco: Validation of Roche's UC-TIB-FluA-GT Assay (Influenza A virus subtyping) on Roche cobas® 5800 Utility Channel

presented by Roche Diagnostics • Room 314/315

Faced with the limitations of manual influenza subtyping, the San Francisco Public Health Laboratory validated the automated TIB Molbiol Influenza A Genotyping assay on the cobas® 5800. This session reviews the validation data, highlighting the system's ability to provide rapid, high-throughput detection of seasonal strains and avian H5 subvariants in under three hours, significantly boosting laboratory efficiency for pandemic preparedness.

Speaker:

- Lina Castro, PHM, MPH, M(ASCP)cm, TS(ABB), San Francisco Public Health Laboratory

Tuesday, May 5

1:00 pm – 2:00 pm

AIMS: Member Listening Session

301-303

An opportunity for members to learn more about current initiatives and long term goals for the AIMS Platform. This informal session and discussion with APHL informatics staff provides members with the chance to raise questions, pose their laboratory data exchange needs, and help inform the future direction of AIMS.

1:30 pm – 2:30 pm

Concurrent Sessions

Choose Your Adventure: Navigating Career Pathways in Public Health Laboratories

WD

WFT

MLD

307/308

588-807-26 | P.A.C.E.® Contact Hours: 1.0

As public health laboratory technology evolves, career opportunities continue to grow. There is no single path to success, so exploring multiple professional development approaches is key. This interactive session invites attendees to explore how choices at different stages of a career can influence engagement, advancement and long-term success. Participants will collectively guide a laboratory professional through key moments and dilemmas in navigating a career path: Which certification should they pursue? Should they join a committee or take on a leadership role? When is it time to say “yes,” and when is it best to say, “not yet”? Attendees will gain insights and practical strategies for navigating their own career pathways, whether they’re just entering the field or they’re already leading teams. Supervisors and managers will learn approaches to support and mentor staff in their professional growth. Through shared discussion and decision-making, participants will uncover the many routes to building a fulfilling and impactful career in the public health laboratory community. Every decision shapes the journey—where will your career adventure lead?

After completing this session, the participant will be able to:

- Identify diverse career pathways and advancement opportunities available within the public health laboratory
- Navigate professional development opportunities, such as certifications, committee involvement and leadership roles, to support individual career advancement and workforce sustainability
- Assemble a pathway containing meaningful engagements and mentorship opportunities that can lead to long-term professional fulfillment in the public health laboratory community

Moderator: Anna K. Strain, PhD, Manager, Infectious Disease Lab, Minnesota Department of Health

Speakers:

- Adam Perkins, Laboratory Director, Missouri State Public Health Laboratory
- Aubrey Galusha, PhD, Program Director, Community. Advancement. Recruitment. Engagement., New York State Department of Health, Wadsworth Center
- Deborah K. Severson, MLS (ASCP), Director, Laboratory Services, Fairfax County Health Department
- Kamren Williams, Tennessee Department of Health

Tuesday, May 5

Got Raw Milk? Navigating Challenges in Raw Dairy Product Regulation

QRC | FSS | MCB | GEN | RS

309/310

588-809-26 | P.A.C.E.® Contact Hours: 1.0

Market demand for wholesome and natural foods is increasingly popular, though from a foodborne illness perspective these products are not necessarily safer than conventional options. This is especially evident when considering the consumption of raw dairy products. Unpasteurized dairy can harbor pathogens including *Campylobacter* and Shiga-toxin producing *Escherichia coli* (STEC) along with more novel pathogens, such as the recent detection of highly pathogenic avian influenza (HPAI). The complexity of laws governing the availability of raw milk in the United States and difficulties of laboratory analysis of raw milk products create significant challenges in establishing effective regulatory frameworks.

Examples of recent foodborne disease investigations in raw dairy will be presented and the complexities of associated regulatory activity will be explored. Emerging risks in raw dairy products, including aged raw milk cheese, will be discussed. Opportunities to collaborate with non-traditional partners to achieve effective outbreak management and outcomes will be highlighted.

After completing this session, the participant will be able to:

- List challenges in regulation of raw milk products in the United States
- Discuss risks correlated with raw milk consumption
- Describe practical steps to implementing collaboration with partners to achieve effective response to foodborne illness associated with exposure to raw dairy products

Moderator: Alyssa W. Dickey, PhD, Food Laboratory Scientist/Biosafety Officer, NYS Department of Agriculture and Markets

Speakers:

- Anthony Tran, DrPH, MPH, D(ABMM), Director, State Public Health Laboratory Deputy Director, Center for Laboratory Sciences, California Department of Public Health
- Diego Diel, DVM, MS, PhD, Associate Professor, Department of Population Medicine and Diagnostic Sciences, Cornell University College of Veterinary Medicine
- Joshua Geltz, PhD, Laboratory Director, Illinois Department of Public Health

Tuesday, May 5

Driving Infectious Emergency Response Through Disease and Resource Demand Forecasting **PRBB** **INF** **GEN** **MLD** **EMR**

314/315

588-808-26 | P.A.C.E.® Contact Hours: 1.0

Disease surveillance, resource management and emergency response are core to the public health laboratory mission. However, forecasting lab-specific needs—like testing capacity, supplies and personnel—remains challenging. While outbreak models focus on cases and hospitalizations, laboratory readiness is equally vital. To address this, International Responder Systems developed the State, Tribal, Local, Territorial (STLT) Outbreak and Analytics Response (SOAR) platform, integrating outbreak monitoring with public health laboratory resource management and emergency response. This session will demonstrate how to build a virtual public health network using the SOAR platform, part of the US Centers for Disease Control and Prevention’s (CDC’s) Insight Net Program. The discussion focuses on operational areas such as facilities, personnel, equipment and supply levels, enabling users to answer key questions such as, “Do we have enough laboratory resources?” and “What is the overall laboratory status?” Attendees will also learn to generate response plans and visualize capacity and incident locations, which are critical for proactive public health action and effective emergency response.

After completing this session, the participant will be able to:

- Use infectious disease forecasts to anticipate public health laboratory resource demands, including testing capacity, personnel and critical supplies
- Configure a virtual public health network using the SOAR platform, including facilities, laboratories, storage and resource demand models
- Explain the relationship between disease surge and resource impacts

Moderator: Paul Kimsey, PhD, Public Health Professional, International Responder Systems

Speakers:

- Youssef Ziouani, MS, Chief Technology Officer, International Responder Systems
- Ryan Avery, PhD, SOAR Epidemiologist, International Responder Systems
- Mark Routson, International Responder Systems
- Graciela Gonzalez, International Responder Systems

From Data to Decisions: Advancing Newborn Screening Through Integrated Case Management and Follow-up **NBS** **INF** **MLD** **GEN**

316/317

588-823-26 | P.A.C.E.® Contact Hours: 1.0

Newborn screening (NBS) programs play a critical role in early detection and intervention for life-threatening conditions, yet case management and follow-up activities often rely on fragmented systems and manual workflows, putting public health laboratories at risk. This session highlights the development and implementation of the nation’s first advanced Newborn Screening Case Management

and Follow-up System, a collaborative effort to modernize how programs track, manage and respond to screening outcomes. By integrating clinical, laboratory and public health data into a single platform, the system supports timely follow-up, improves communication between stakeholders and enhances outcomes for infants and families—all while ensuring NBS programs are fulfilling their mission while protecting privacy and enhancing data security. Presenters will discuss lessons learned, user-centered design strategies and the importance of interoperability in strengthening and protecting the future of newborn screening programs.

After completing this session, the participant will be able to:

- Describe how integrated case management platforms improve coordination and follow-up efficiency within newborn screening programs
- Explain how interoperability and user-centered design principles enhance data accuracy, accessibility and communication among laboratories, providers and public health programs
- Identify key strategies and lessons learned from implementing a statewide, interoperable newborn screening case management and follow-up system

Moderator: Guisou Zarbalian, MS, MPH, Senior Manager — Newborn Screening and Genetics, APHL

Speakers:

- Naomi Stong Nelson, Sr. Director, Client Success, Primary.Health
- Jack Hysell, Director, Solutions Engineering, Primary.Health

2:00 pm – 3:00 pm

Meet the Experts

320

CDC Epidemiology and Laboratory Capacity (ELC) Cooperative Agreement

Experts from CDC's ELC Program Office will be on site to answer your questions in an informal office hours session. Attendees are encouraged to stop by for all or part of the session to ask questions or share concerns about current ELC activities, budgeting practices and reporting requirements.

Speakers:

- Tricia Aden, Lead, ELCIB Science and Informatics Team, US Centers for Disease Control and Prevention
- Kristine Kines, MPH, PhD, Laboratory Leadership Service Fellow, US Centers for Disease Control and Prevention
- Angelica O'Connor, MPH, Deputy Branch Chief, US Centers for Disease Control and Prevention
- Justine Pompey, PhD, Laboratory Leadership Service Fellow, US Centers for Disease Control and Prevention

2:30 pm – 3:00 pm

Break in the Exhibit Hall

Exhibit Halls A-B

3:00 pm – 4:00 pm

Plenary Session

Ballroom I/II

Beyond the Microscope: Henrietta Lacks — The Immortal Cells and Their Human Story   

588-810-26 | P.A.C.E.® Contact Hours: 1.0

APHL is honored to welcome family members of Henrietta Lacks who will speak candidly and poignantly about the Lacks family's experiences and the matriarch whose cancerous cell tissue has become, since her death in 1951, one of the most important medical research tools ever discovered.

You'll hear about Henrietta Lacks' involuntary contributions to society from her family's perspective and learn the key contributions of HeLa cells to medical and laboratory science, with particular emphasis on consent, transparency in medical research and trust in the healthcare system.

After completing this session, the participant will be able to:

- Describe Henrietta Lacks' involuntary contributions to society from her family's perspective
- Identify the key contributions of HeLa cells to medical and laboratory science, with particular emphasis on consent, transparency in medical research and trust in the healthcare system
- Explain the contributions to laboratory science resulting from the mass production of HeLa cells at Tuskegee Institute

Moderators:

- Ninecia Scott, PhD, Quality Assurance and Safety Group Manager, Virginia Division of Consolidated Laboratory Services
- Sharon Massingale, PhD, HCLD/CC(ABB), Laboratory Director, Alabama Department of Public Health, Bureau of Clinical Laboratories

Speakers:

- David Lacks, Jr. (Grandson of Henrietta Lacks)
- Veronica Robinson (Great-Granddaughter of Henrietta Lacks)

4:00 pm – 4:30 pm

**APHL Book Club and Book Signing Event:
*The Immortal Life of Henrietta Lacks***

APHL Connections Cafe

Tuesday, May 5

4:30 pm – 5:30 pm

Concurrent Sessions

Education from Afar: Impacts and Lessons Learned From Establishing a Radiochemistry Graduate Certificate Program

EHOS WFT MLD

307/308

588-812-26 | P.A.C.E.® Contact Hours: 1.0

The field of radiochemistry is highly specialized and formal educational programs are limited and often inaccessible due to location. Combined with these challenges, brain-drain within the field due to retirement and lack of trained replacements has put the nation's ability to respond to radiological emergencies at serious risk. From the perspective of instructors, students and managers, this session will highlight a first-of-its-kind graduate certificate program, developed in collaboration by APHL and the University of Iowa (and supported by the US Centers for Disease Control and Prevention (CDC)), to address this workforce challenge by providing formal training in radiochemistry that combines online coursework with in-person training in a manner that is flexible, rigorous and practical for working laboratory professionals.

After completing this session, the participant will be able to:

- Explain the impact of the radiochemistry certificate program on the nation's capacity to respond to radiological emergencies and provide critical testing services
- Describe how this type of program could be utilized as a model for similar, critical instruction in other scientific disciplines
- Discuss the impacts that this type of program could have on the laboratory

Moderator: Julianne Nassif, MS, Director, Environmental Health, APHL

Speakers:

- Dustin May, PhD, Associate Director, Environmental Health Division, State Hygienic Laboratory at the University of Iowa
- Bud Taylor, Supervisor, Environmental and Radiation Chemistry Group, Washington State Department of Health
- Hosea Mak, MPH, MS, Chemist 2, New Jersey Department of Health

From Shadows to Signals: Metagenomics and the New Age of Public Health Surveillance

AMD ID BIO SRV EMR

309/310

588-813-26 | P.A.C.E.® Contact Hours: 1.0

This session will showcase the transformative role of pathogen-agnostic metagenomics in public health diagnostics, surveillance and outbreak response. Presenters will provide key updates on the implementation of the US Centers for Disease Control and Prevention's (CDC's) Undetermined Etiology Outbreaks (UnO) project and explore diverse, accessible bioinformatics pipelines currently being utilized by leading state and federal laboratories to analyze sequencing data for novel and emerging threats.

After completing this session, the participant will be able to:

Tuesday, May 5

- Distinguish the advantages of pathogen-agnostic metagenomics pipelines over traditional targeted methods for public health surveillance
- Explain the current functionality and implementation roadmap of the CDC's UnO project for state and local laboratories
- Identify two available, scalable pathogen-agnostic bioinformatics tools being utilized by APHL member laboratories

Moderator: Christopher Benton, PhD, MB (ASCP) CM, PHLD (ABB), CLIA Director/
Virology Program Chief, New Hampshire Public Health Laboratory

Speakers:

- Lauren S. Turner, PhD, Lead Scientist, Virginia Division of Consolidated Laboratory Services
- Andrew D. Huang, PhD, Undetermined Outbreaks Lead Scientist, US Centers for Disease Control and Prevention
- Matthew Mauldin, US Centers for Disease Control and Prevention

Leading the Way: How Effective Leadership Shapes Biorisk Management

PRBB MLD GEN EMR

314/315

588-835-26 | P.A.C.E.® Contact Hours: 1.0

APHL, in collaboration with the US Centers for Disease Control and Prevention (CDC), have developed a strategy to guide public health laboratories in establishing biorisk management programs through the implementation of the ISO 35001: 2019 standard framework. This initiative was piloted in four public health laboratories and consisted of:

1. An initial on-site visit utilizing the APHL/CDC Gap Analysis Checklist to identify areas for improvement in each institution's biorisk management program
2. Virtual meetings to provide targeted technical assistance
3. A final site visit at the close of the project to review each pilots implementation progress, challenges and successes

In this session, there will be an overview of biorisk management concepts and their importance to laboratory resilience and common gaps identified during the pilot program, followed by perspectives from pilot laboratories. The session will highlight lessons learned, time and resource considerations and the benefits of implementing a biorisk management system.

After completing this session, the participant will be able to:

- Describe the components of an effective biorisk management system
- Identify key strategies towards the successful implementation of a biorisk management system
- Recognize how public health laboratories have applied these concepts to strengthen biosafety culture and enhance program resilience

Moderator: Michael Marsico, MS, Program Manager, Public Health Preparedness and Response, APHL

Tuesday, May 5

Speakers:

- Julianne L. Baron, PhD, CPH, RBP, President, Science and Safety Consulting, LLC
- Michael Stevenson, PhD, Microbiologist V and Deputy Director, New Hampshire Public Health Laboratories
- Michael A. Pentella, PhD, D(ABMM), Director, State Hygienic Laboratory at the University of Iowa

When Systems Fail: Actionable Continuity Plans for Laboratory**Informatics Operations** INF LOA INF MLD GEN

316/317

588-814-26 | P.A.C.E.® Contact Hours: 1.0

Network outages, cyberattacks and natural disasters can cripple laboratory operations within seconds. While many public health laboratories have theoretical continuity of operations (COOP) frameworks, few have battle-tested plans specifically addressing informatics infrastructure failures. This session transforms lessons learned from real-world disasters into practical tools and templates for maintaining laboratory informatics continuity when systems go silent.

Building on APHL's successful "No Signal, No Problem" Interoperability Forum, this session expands critical discussions into actionable planning frameworks. Attendees will learn from laboratories that have successfully navigated catastrophic system failures, including Tennessee's response to the 2020 AT&T bombing that eliminated network communications across the region. The session provides concrete guidance on cloud hosting strategies, backup system implementation and surge capacity partnerships that ensure operational resilience.

After completing this session, the participant will be able to:

- Apply provided templates and checklists to develop or strengthen existing informatics COOP documentation
- Establish interjurisdictional partnerships and mutual aid agreements for surge capacity and emergency testing support
- Implement comprehensive COOP plans, including redundancy strategies and emergency testing support

Moderator: Sean Hannigan, Specialist, Informatics, APHL

Speakers:

- Hugh Peeples, MLS (ASCP), Clinical App Coordinator, Newborn Screening Laboratory, Tennessee Public Health Laboratory
- Christina Egan, PhD, Chief, Biodefense and Mycology Laboratories, New York State Department of Health, Wadsworth Center

5:30 pm – 6:30 pm
Exhibit Halls A-B

**Networking and Poster Reception in
Exhibit Hall**

Wednesday, May 6

6:00 am – 7:00 am

Sunrise Walk

See p. 15 for meet-up location

7:00 am – 5:00 pm

Registration Open

Charles St. Lobby

7:30 am – 8:00 am

Concurrent Innovate! Sessions 11 and 12

(details on page 44 ►)

BioFire Defense | J Michael Consulting

8:15 am – 9:45 am

APHL Awards Ceremony and Breakfast

Ballroom I/II

Sponsored by Hologic

10:00 am – 3:30 pm

Exhibit Hall and Posters Open

Exhibit Halls A-B

10:00 am – 11:00 am

Roundtable Discussions

Applying the “More with Less” Mindset to the Next Generation Sequencing Laboratory

AMD CHM GEN BIO

314/315

588-815-26 | P.A.C.E.® Contact Hours: 1.0

Public health laboratories are increasingly challenged by funding uncertainty to maintain strides made in the implementation, continued utilization and expansion of next generation sequencing (NGS) technologies. Opportunities to prioritize testing, streamline workflows and introduce cost-reduction practices will help laboratories sustain genomic technologies that are critical to public health infectious disease surveillance, diagnosis and outbreak response. In this session, speakers will share their strategies to balance NGS resource and infrastructure demands with operational and cost efficiencies.

After completing this session, the participant will be able to:

- Identify strategies that public health laboratories are using to prioritize testing and define their NGS testing menus
- Describe opportunities for laboratory efficiencies that reduce workforce demand
- Discuss NGS testing cost reduction strategies

Moderator: Lauren S. Turner, PhD, Lead Scientist, Virginia Division of Consolidated Laboratory Services

INNOVATE! SESSIONS

Wednesday, May 6

7:30 am – 8:00 am

Clinical Value of the Global Fever Special Pathogens Test

presented by BioFire Defense • Room 307/308

Modern Diagnostics for Acute Febrile Illness

- Provide an overview of global acute febrile illnesses, including common pathogens, clinical presentations and diagnostic considerations.
- Review real-world case examples to illustrate the challenges and opportunities in identifying and managing these infections.

Speaker:

- Amanda L. Roth, Clinical Microbiologist and Federal Acquisition Professional

Let's Talk Testing Tune-up

presented by J Michael Consulting • Room 309/310

EASI presentation introduces a structured, repeatable framework—EASI (Evaluate, Assess, Select, Implement)—designed to guide public health laboratories through modernizing Laboratory Information Management Systems (LIMS) and related informatics environments. Think of EASI as a full-service system tune-up, helping laboratories bring their informatics “engines” into the modern era.

Much like a trusted mechanic diagnosing and rebuilding a high-performance machine, the EASI approach focuses on careful diagnostics, selecting the right parts, and ensuring a smooth rebuild that keeps systems running efficiently for the long haul. The framework emphasizes data-driven decision-making, clear documentation and sustainable long-term system maintenance.

Speakers:

- Mary Kate Yost-Daljev, PhD, Vice President of Delivery, J Michael Consulting
- Bonny Lewis Van, PhD, Director of Public Health Consulting, J Michael Consulting

Wednesday, May 6

Speakers:

- Kelly F. Oakeson, PhD, Chief Scientist: Next-Generation Sequencing & Bioinformatics, Utah Health Department
- Kimberlee Musser, PhD, Chief of Bacterial Disease, Wadsworth Center
- Shannon R. Matzinger, PhD, Genomic Surveillance Program Manager, Colorado Laboratory Services Division

Let's Start to Manage Up by Leading from All Positions in a Public Health Laboratory **CC** **WFD** **MLD** **WFT** **COM**

309/310

588-816-26 | P.A.C.E.[®] Contact Hours: 1.0

This session will highlight the outcomes of the Emerging Leader Program Cohorts 18 and 19 (Hybrid Modality) project, “Managing Up – Lead from Any Position in a Public Health Laboratory,” which was piloted during the 2025 APHL Annual Conference.

This session will share how feedback utilized from the pilot produced a practical tool to help staff strengthen the skill of managing up, a skill rarely included in scientific professional development. Developed from survey data collected from multiple levels of laboratory leadership across the nation, as well as leading research and expertise in the field, the tool addresses key elements such as communication, feedback, anticipation and alignment of laboratory goals. Participants will explore the finalized tool in small groups, discussing its benefits and strategies for implementation within their own public health laboratories.

After completing this session, the participant will be able to:

- Describe the key principles of “managing up”
- Explain the importance of “managing up”
- Identify and use practical tools developed by APHL’s Emerging Leader Program Cohorts 18 and 19 (Hybrid Modality) to strengthen communication and “manage up”
- Apply the “managing up” tool in their own public health laboratory

Moderator: Bernard Wolff, MS, Microbiologist, US Centers for Disease Control and Prevention

Speakers:

- Ashley Aurand-Cravens, MS, BS, Public Health Laboratory Scientist Supervisor, Environmental Microbiology, Kentucky Department for Public Health, Division of Laboratory Services
- Rachel Cruise, MPH, M(ASCP), Public Health Scientist III, Microbiology, Vermont Department of Health Public Health Laboratory
- Anumita Bajpai, MPH, Senior Specialist, Global Health, APHL
- Garima Verma, PhD, Developmental Scientist II, Maryland Department of Health Laboratories

Readiness for Special Pathogens and Select Agents: Practical Tools, Lessons and Challenges **PRBB** **EMR** **MCB** **COM** **WFT**

301-303

588-817-26 | P.A.C.E.® Contact Hours: 1.0

Emerging pathogens like Ebola, Marburg and Lassa fever demand rapid, coordinated responses that test even experienced public health laboratories. This roundtable will provide a forum to share strategies, tools and lessons learned in preparing for and responding to high-consequence pathogens and select agents. Discussion will cover readiness checklists, onboarding through programs such as GFSPP and planning for unpredictable events. Case examples, including a suspected Lassa virus later identified as *Plasmodium falciparum*, will highlight diagnostic complexities and communication needs. The session will also explore decisions around maintaining select agent registration and the balance between preparedness, cost and compliance. Participants will leave with shared practices to strengthen readiness for rare but high-stakes biological threats.

After completing this session, the participant will be able to:

- Describe key strategies and tools laboratories can use to enhance preparedness for high-consequence pathogens and select agents
- Discuss decision-making processes for evaluating high-risk specimens and maintaining or discontinuing select agent registration
- Identify approaches to improve workforce readiness, communication and cross-jurisdiction collaboration during rare but high-stakes events

Moderator: Michael Perry, DrPH, MS Ed, Director, Biodefense Laboratory, New York State Department of Health, Wadsworth Center

Speakers:

- Michael A. Pentella, PhD, D(ABMM), Director, State Hygienic Laboratory at the University of Iowa
- Dee M. Pettit, PhD, HCLD(ABB), Assistant Director for Science and Technology, North Carolina State Public Health Laboratory

Think Like a Regulator: Using the Quality Systems Essentials Crosswalk to Stay Ahead **QRC** **QMS** **MLD** **GEN** **RS**

307/308

588-818-26 | P.A.C.E.® Contact Hours: 1.0

This interactive roundtable will explore how laboratories can utilize the Quality System Essentials (QSE) Crosswalk guidance document to assess quality system processes in real-time. Through peer discussion and practical examples, participants will learn how to identify regulatory overlaps and gaps, align with the most stringent requirements across multiple accrediting bodies and apply QSE principles to streamline operations and improve audit readiness.

After completing this session, the participant will be able to:

- Use the QSE Crosswalk to identify applicable regulations across multiple standards
- Apply the QSE Crosswalk to assess and improve a specific QSE area in their own laboratory
- Facilitate team discussions using the crosswalk to support compliance and continual improvement

Moderator: Kathryn Wangsness, MHA, Deputy Bureau Chief, Arizona State Public Health Laboratory

Speakers:

- Susan M. Orton, PhD, D(ABMLI), Assistant Director, Quality and Regulatory Compliance, North Carolina State Laboratory of Public Health
- Crystal Barrett, MLS, MAED/T, Laboratory Systems Improvement and Training Manager, Virginia Division of Consolidated Laboratory Services

What's Next for Newborn Screening Programs and the Recommended Uniform Screening Panel Without Federal Oversight or a Centralized Evidence Review Process? **NBS** **CHM** **GEN**

316/317

588-819-26 | P.A.C.E.® Contact Hours: 1.0

Newborn screening (NBS) programs generally follow the Recommended Uniform Screening Panel (RUSP) to determine the conditions they screen for in their state. This recommended list was developed and maintained by the NBS subject matter experts and partners who comprise the Advisory Committee on Heritable Disorders in Newborns and Children (ACHDNC). The Public Health Service Act (42 U.S.C, ch. 6, section 217a and 300b-10) both established and delineated eight duties of the ACHDNC, including but not limited to making systematic evidence-based and peer-reviewed recommendations of the disorders to be screened; developing a model decision-matrix for NBS expansion, including an evaluation of the potential public health impact; and considering ways to ensure that all states/territories attain the capacity to screen for the disorders. This session will provide an overview of the role of the ACHDNC, discuss the impacts of the termination of the ACHDNC on state/territorial NBS programs and how or where NBS programs may fill the need for the resources and services once provided by the committee.

After completing this session, the participant will be able to:

- Describe the importance of federal guidance and oversight of newborn screening (NBS) practices and systems
- List three duties of the ACHDNC when it was active
- Outline some of the possible outcomes that could result from the absence of an evidence review process for adding conditions to NBS panels

Moderator: Guisou Zarbalian, MS, MPH, Senior Manager — Newborn Screening and Genetics, Association of Public Health Laboratories

Speaker:

- Scott M. Shone, PhD, HCLD(ABB), Laboratory Director, Division of Public Health, NC State Laboratory of Public Health, NC Department of Health and Human Services

10:00 am – 12:30 pm

Optional Tour: Maryland Public Health Laboratory

Meet at APHL Registration Desk

11:15 am – 12:15 pm

Concurrent Sessions

Building Human Biomonitoring Programs for Empowerment and Impact

EHOS **QRC** **EMR** **GEN** **MLD** **RS**

301-303

588-820-26 | P.A.C.E.® Contact Hours: 1.0

This session will highlight successful strategies of biomonitoring programs that empower communities to reduce chemical exposures. Wisconsin's biomonitoring program tracks exposures across the state and within specific subpopulations. The identification of exposure patterns has supported dissemination of education, risk mitigation and the focus of future research studies. Building long-standing trusted community partnerships and hiring staff from within affected communities has led to success in retaining hard-to-reach groups (i.e., very remote, lacking insurance, limited mobility). Healthy Kids Minnesota assesses environmental exposures in preschool children across the state; urine samples are tested for six chemical categories. Follow-up with families of children with unusually high exposures has empowered families, partners and communities to take action to reduce exposures to inorganic arsenic via rice consumption and polycyclic aromatic hydrocarbon exposure via incense use.

After completing this session, the participant will be able to:

- List examples of how biomonitoring programs have reduced environmental exposures in vulnerable populations
- Describe community engagement strategies used by biomonitoring programs
- Explain how biomonitoring data informs action, such as policy, removal of products from market and conversations with federal partners

Moderator: Kristin Dortch, Associate Director for Policy and Communications, National Center for Environmental Health, US Centers for Disease Control and Prevention (CDC)

Speakers:

- Patrick Breyse, PhD, MHS, Professor Emeritus, (former Director, NCEH/ATSDR, CDC), Johns Hopkins University

- Amy Schultz, PhD, MS, Senior Scientist, Department of Population Health Sciences, School of Medicine and Public Health, University of Wisconsin-Madison
- Carin Huset, PhD, Research Scientist, Minnesota Department of Health Public Health Laboratory

Building Sustainable Informatics Teams: Strategies for Recruitment, Retention and Resilience INF INF GEN WFT MLD

309/310

588-821-26 | P.A.C.E.® Contact Hours: 1.0

Public health laboratories face a critical workforce crisis, with nearly 50% of employees leaving between 2017-2021 and informatics positions paying 30-47% below private sector rates. This session presents actionable solutions derived from the APHL Informatics Committee's comprehensive Team Rightsizing research, featuring real-world implementation strategies from laboratories that have successfully navigated these challenges.

Drawing from systematic analysis of 11 public health laboratories and evidence-based research, this session provides practical tools for building sustainable informatics teams despite funding constraints and competitive labor markets. Attendees will receive frameworks for defining the 10 critical informatics roles, transitioning grant-funded positions to permanent status and implementing retention strategies that address the root causes of turnover.

After completing this session, the participant will be able to:

- Assess current workforce gaps
- Define critical informatics roles
- Create knowledge transfer systems that maintain operational continuity through staff transitions
- Implement evidence-based retention strategies for critical informatics staff

Moderator: Sean Hannigan, Specialist, Informatics, APHL

Speakers:

- Victor Amadi, PhD, Laboratory Information System Coordinator, Dallas County Health and Human Services
- Neelima Vundela, MS -Senior Programmer Analyst, Alabama Public Health Laboratory
- Dené Hall, MSHS, MLT(ASCP), Chief, Informatics Unit, Missouri Public Health Laboratory

Wednesday, May 6

Exposure Files: Solving Biosafety Mysteries! LOA COM MLD GEN

314/315

588-822-26 | P.A.C.E.® Contact Hours: 1.0

It is common knowledge that people often learn best from hearing and remembering actual stories. This interactive session will examine published papers concerning laboratory-associated infections and exposures to determine what can be learned from the files to prevent future events. The speakers will lead the attendees in conducting a thorough root cause analysis process on published articles using a tool that can be used to identify gaps and solve biosafety mysteries. This information, along with a review of biosafety concepts, will then be utilized to determine possible prevention strategies that can mitigate risk and prevent future biosafety events. Presenters will engage and encourage audience participation through the use of cell phone polling and active discussion. Presenters will also review useful tools available on the APHL website with attendees. Attendees will be able to apply the lessons learned during this session to strengthen their own laboratory biosafety programs, reinforce a culture of safety and enhance training and mentorship for colleagues.

After completing this session, the participant will be able to:

- Analyze actual laboratory incidents to determine the root cause and the steps necessary to mitigate future incidents
- Use APHL biosafety tools to assess real-life laboratory incidents for potential exposures and prophylaxis, if indicated

Moderator: Shoolah H. Escott, MS, MLS(ASCP), Lead, ABSA International Public Health Outreach Shared Interest Group, Consultant

Speakers:

- Michael Perry, DrPH, MS Ed, Director, Biodefense Laboratory, New York State Department of Health, Wadsworth Center
- Erin Bowles, MLS(ASCP), Biosafety Consultant, Wisconsin State Laboratory of Hygiene (emeritus)
- Michael A. Pentella, PhD, D(ABMM), Director, State Hygienic Laboratory at the University of Iowa

Lessons of an Unexpected Crisis: A State and Federal Panel Discusses

Infant Botulism Linked to Powdered Infant Formula RS PHPR QMS EMR

SRV MCB RES RS

Ballroom I/II

588-839-26 | P.A.C.E.® Contact Hours: 1.0

Starting in November 2025, a multistate outbreak of infant botulism linked to ByHeart powdered infant formula grew to 51 cases across 19 states and prompted the manufacturer to recall all lots of formula (cans and single-serve sticks) ever produced by their company. This session will be a conversation among the players involved in investigating this unexpected hazard in a critical food commodity. California representatives will describe the outstanding accomplishment of identifying an association between infant botulism cases and consumption of ByHeart formula

and the challenging laboratory effort that informed decision making, including DOH’s first laboratory-led ICS activation. A CDC panelist will detail the epidemiologic investigation that led to the broadening of the outbreak’s case definition to any infant with botulism exposed to ByHeart formula since the product’s release in March 2022. An FDA representative will discuss laboratory testing challenges and solutions as well as the investigative strategy into the contamination source, including product testing plans and WGS analysis. A scientist from one of the activated LFFM Food Defense laboratories will describe efforts to stand up testing and coordinate with colleagues around the country in the middle of a public health crisis.

At the conclusion of this session, the participant will be able to:

- Describe how California’s Infant Botulism Treatment and Prevention Program identified the association between infant botulism cases and ByHeart powdered infant formula.
- Explain CDC’s response approach, including how and why the case definition was expanded to capture all potentially exposed infants.
- Summarize FDA’s investigative strategy to determine the contamination source, including the role of FDA’s Laboratory Flexible Funding Model in this response
- Describe what the scientific community learned about C bot in PIF from analysis of investigative data

Moderator: Anthony Tran, DrPH, MPH, D(ABMM), Director, State Public Health Laboratory Deputy Director, Center for Laboratory Sciences, California Department of Public Health

Speakers:

- Jessica M Khouri, MD, Senior Medical Officer, Infant Botulism Treatment and Prevention Program, California Department of Public Health
- Carolina Luquez, PhD, National Botulism Reference Laboratory, US Centers for Disease Control and Prevention
- CAPT Kari Irvin, MS, CORE+EP Deputy Director, US Food and Drug Administration
- Sinisa Urban, PhD, Division Chief, Division of Environmental Sciences, Maryland Department of Health

12:15 pm – 1:45 pm
Exhibit Halls A-B

Lunch in the Exhibit Hall: Visit Exhibits and Posters

12:15 pm – 12:45 pm
307/308

Innovate! Session 13 (details on pages 52 ►)
Hologic

12:45 pm – 1:15 pm
309/310

Innovate! Session 14 (details on page 52 ►)
Primary.Health

1:15 pm – 1:45 pm
314/315

Innovate! Session 15 (details on page 53 ►)
QIAGEN LLC

INNOVATE! SESSIONS

Wednesday, May 6

12:15 pm – 12:45 pm

Resistance-guided Therapy for *Neisseria gonorrhoeae* infections: Molecular Detection of Ciprofloxacin Resistance and Evaluation of Novel Analyte Specific Reagents

presented by *Hologic* • Room 307/308

Neisseria gonorrhoeae (NG) has sequentially developed resistance to multiple antimicrobial classes, resulting in drastically diminished effective therapeutic options. As ceftriaxone remains the cornerstone of current gonorrhea treatment guidelines, safeguarding its continued efficacy is critical. Therefore, there is growing interest in strategies that enable the targeted reintroduction of alternative antimicrobials, such as ciprofloxacin, if there is a molecular diagnostic test for accurately predicting resistance/susceptibility. This presentation will examine the application of resistance-guided therapy for NG, an individualized treatment approach informed by molecular detection of specific resistance determinants. We will also present findings from a recent evaluation of a laboratory-developed molecular assay that uses novel analyte-specific reagents to detect the gyrA S91F mutation associated with ciprofloxacin resistance in NG on the Panther Fusion System using the Open Access functionality.

Speaker:

- Olusegun O. Soge, PhD, Associate Professor, Global Health & Medicine (Infectious Diseases), Director, Chlamydia Lab & Neisseria Reference Lab, University of Washington

12:45 pm – 1:15 pm

From Interoperability to Impact: Making Lab Connectivity Work in Everyday Operations

presented by *Primary.Health* • Room 309/310

Public health laboratories are being asked to do more with less while remaining prepared for outbreaks, surges and infrastructure disruptions. Interoperability is a critical foundation for preparedness, but real resiliency depends on how that infrastructure is translated into day-to-day laboratory operations.

In this Innovate! Session, presenters will briefly ground the discussion in lessons learned from implementing a statewide, LIMS-agnostic electronic test ordering and results (ETOR) framework across more than 20 public health laboratories. Those experiences directly informed the development of LabConnect, a purpose-built lab portal designed to sit on top of existing LIMS systems and reduce operational burden. Through a live walkthrough of LabConnect, attendees will see how common pain points such as manual order entry, inconsistent requisitions, bulk submissions and limited visibility can be addressed without replacing core lab systems.

The session will focus on concrete capabilities shaped by real-world lab feedback, with particular attention to how LabConnect's OCR-enabled requisition processing and bulk submission workflows reduce manual data entry, improve data quality and save staff time. Attendees will be invited into an open discussion about where these types of operational tools can have the greatest impact, how they fit alongside existing LIMS infrastructure and what is required to make them effective in strengthening preparedness and supporting laboratory staff.

Speaker:

- Jack Hysell, Director, Solutions Engineering, Primary.Health

Wednesday, May 6

INNOVATE! SESSIONS

Wednesday, May 6

1:15 pm – 1:45 pm

From Buzz to Flow: Advancing Public Health Surveillance with Digital PCR

presented by QIAGEN LLC • Room 314/315

Digital PCR is rapidly expanding its role in public health laboratories, offering increased sensitivity, precision and flexibility across diverse applications. This session will highlight real-world implementations from the Tennessee Department of Health, demonstrating how dPCR is being leveraged for both vector-borne disease surveillance and clinical detection of *Legionella*.

Attendees will hear practical insights on assay development, performance considerations, workflow integration, validations and lessons learned. Together, these case studies illustrate how digital PCR supports both environmental surveillance and clinical response—bridging the “buzz” of vector monitoring with the “flow” of pathogen detection.

Speakers:

- Shireen Flores, PhD, QIAGEN
- Zachary Bement, Tennessee Department of Health
- Nina Sherman, Tennessee Department of Health

Wednesday, May 6

1:00 pm – 3:00 pm

Exhibit Hall

Win a Prize Playing This is a TEST Board Game

Win a prize by playing a board game, This is a TEST, in the exhibit hall! The Centers for Disease Control and Prevention (CDC) designed TEST to train emergency preparedness and response partners on various roles and responsibilities that they might take on when responding to any incident. TEST is a collaborative game that bridges the gap between discussion and operational exercises. It uses narrative-based problems to foster teamwork, discuss resource management, and aid in understanding specific roles and responsibilities during an emergency.

2:00 pm – 3:00 pm

Ballroom I/II

Plenary Session

Stretching Every Dollar: Smart Strategies to Overcome Funding Gaps

CC LOA GEN MLD QMS

588-824-26 | P.A.C.E.[®] Contact Hours: 1.0

Governmental laboratories continue to face tightening budgets and rising operational costs, often being asked to do more with less without compromising quality or public health impact. In this session, a panel of scientists representing a range of laboratory settings will share creative, practical strategies to streamline workflows, reduce costs and assess core public health functions. While many examples will focus on food safety testing, the approaches discussed will be broadly applicable across multiple program areas. Participants will also have the opportunity to exchange jurisdiction-specific challenges and solutions, fostering a rich discussion of actionable ideas for all attendees. There will also be a Q&A discussion at the end of the session to encourage further dialogue and exploration of key topics.

After completing this session, the participant will be able to:

- List creative solutions to address funding gaps within a variety of jurisdictions
- Identify ways to streamline workflows to increase operational efficiency
- Evaluate which services are critical to maintain and which services can be outsourced

Moderator: Drew Francis, M(ASCP), Chief, Office of Microbiology and Molecular Diagnostics, Arizona State Public Health Laboratory

Speakers:

- Eric Vaughn, DrPH, MPH, Next Generation Sequencing Core Supervisor, District of Columbia Department of Forensic Sciences Public Health Laboratory Division
- Patrick J. Parsons, PhD, Director, Division of Environmental Health Sciences, New York State Department of Health, Wadsworth Center
- Karim E. Morey, MS, M(ASCP), Microbiologist III, Oregon Public Health Laboratory
- Bryanne Bindert, Laboratory Services, Minnesota Department of Agriculture

3:10 pm – 3:25 pm

Scavenger Hunt Prize Drawings!

Exhibit Halls A-B

3:30 pm – 4:30 pm

Concurrent Sessions

From Dashboards to Decisions: Practical Tools to Retain and Strengthen the Public Health Laboratory Workforce

LOA WFD QMS MLD GEN WFT

316/317

588-834-26 | P.A.C.E.® Contact Hours: 1.0

The APHL Knowledge Management Committee, in partnership with the Workforce Development Committee, sponsored two ongoing surveys to have a heightened awareness of the workforce dynamics across the country: the Public Health Laboratory Workforce Profiles survey and Training Needs Assessments. This session will explore trends and key findings from survey data and newly published dashboards, focusing on how public health laboratories can utilize this data to develop strategies that support the rapidly evolving workforce and address ongoing workforce turnover.

After completing this session, the participant will be able to:

- Describe workforce trends using APHL survey data and dashboards
- Describe three practices that support knowledge retention and staff engagement
- Apply workforce insights to strengthen recruitment and retention strategies in public health laboratories

Moderator: Lorelei Kurimski, MS, Senior Director, Quality Systems and Analytics, APHL

Speakers:

- Kara Mitchell, PhD, Director, General Bacteriology, New York State Department of Health, Wadsworth Center
- Jennifer Fesler, Technical Laboratories Director, Pennsylvania Department of Environmental Protection
- Rachel Zinner, MS, Assistant Director, Kentucky Division of Laboratory Services

Navigating CIDT False Positives: A Tale of Two Laboratories

FSS QRC MCB GEN RS

307/308

588-826-26 | P.A.C.E.® Contact Hours: 1.0

This session will follow the steps taken by two laboratories, one clinical and one public health, in investigating Norovirus and Campylobacter false positive results from an enteric Culture-Independent Diagnostic Test (CIDT) panel, sharing data and experiences from the beginning of noticing these false positives to implementing changes in their respective laboratories. Participants will explore strategies for tracking confirmation rates, improving communication between partner laboratories and determining where responsibility lies for ensuring the accuracy of these tests.

Wednesday, May 6

After completing this session, the participant will be able to:

- Clarify the roles and responsibilities of CIDT quality and performance monitoring for public health laboratories, clinical partners and manufacturers
- Identify practical strategies for monitoring and improving CIDT results and accuracy in public health laboratories and for communicating with clinical partners
- Discuss key successes and challenges faced by public health laboratories from CIDT usage

Moderator: David Boxrud, MS, Microbiologist, US Centers for Disease Control and Prevention

Speakers:

- Emily Snively, PhD, Associate Director, Clinical Microbiology and Assistant Professor of Pathology, UVA Health
- Allen Bateman, PhD, MPH, Director, Communicable Disease Division, Wisconsin State Laboratory of Hygiene
- Lucas Schulz, Pharm.D., Medical Science Liaison, Cepheid

The State of Wastewater Surveillance Science: Where We Are and What the Future Holds     

314/315

588-804-26 | P.A.C.E.® Contact Hours: 1.0

Outside of its success during the COVID-19 pandemic, wastewater surveillance continues to prove itself as a valuable public health tool by offering a healthcare-agnostic and pre-clinical case picture of disease presence in a community. In the years since the pandemic, this testing has effectively supplemented clinical data for targets beyond SARS-CoV-2, including the 2022 mpox outbreak and 2025 H5N1 avian influenza and measles outbreaks. As funding pressures rise and public health priorities shift, the demand for innovative infectious disease surveillance techniques like wastewater surveillance may be greater than ever. This session will explore how wastewater surveillance has the potential to meet that demand by answering common laboratory questions about pathogen prioritization, target onboarding, method validation and verification and sequencing opportunities and challenges for this matrix.

After completing this session, the participant will be able to:

- Explain how an arbovirus method validation process could be applied to other target assays
- Describe how the 2025 Texas measles outbreak demonstrated that wastewater data could effectively detect community transmission prior to clinical patient confirmation
- Distinguish if sequencing is the future of wastewater surveillance
- Explain how wastewater surveillance sequencing data can be used in public health decision making

Moderator: Jonathan Yoder, Centers for Disease Control and Prevention (CDC)

Speakers:

- Drew Francis, M(ASCP), Chief, Office of Microbiology and Molecular Diagnostics, Arizona State Public Health Laboratory
- Yan Sun, PhD, Manager, Advanced Molecular Detection Group, Texas Department of State Health Services
- Kelly F. Oakeson, PhD, Chief Scientist: Next-Generation Sequencing & Bioinformatics, Utah Health Department

Weird Science: Solving Public Health Puzzles ID MCB GEN CHM

Ballroom I/II

588-827-26 | P.A.C.E.® Contact Hours: 1.0

The public health laboratory is often the laboratory of last resort for diagnosis of unusual cases, detection of emerging infectious and environmental threats and identifying the unexpected. In the Infectious Diseases Committee's ninth year coordinating this popular quiz-based session, we are bringing back the audience participation focused format and adding an environmental health twist! Our co-hosts will present a series of unusual infectious disease and environmental cases and will challenge the audience to answer the questions through an interactive format. Will the audience be able to solve the public health laboratories' most challenging puzzles?

After completing this session, the participant will be able to:

- Discuss strategies in the public health laboratory to build the capability and capacity to respond to unusual and emerging threats
- Describe unusual and challenging cases related to emerging infectious diseases and outbreaks of public health importance
- Recognize standard microbiological and chemical techniques used to detect rare infectious diseases or toxins

Moderator: Kelly Wroblewski, MPH, Senior Director, Infectious Diseases, APHL

Speakers:

- Anthony Tran, DrPH, MPH, D(ABMM), Director, State Public Health Laboratory Deputy Director, Center for Laboratory Sciences, CA Department of Public Health
- Marie Claire Rowlinson, PhD, D(ABMM)
- Meshel Lange, MS, Chemical Threats Coordinator, Wisconsin State Laboratory of Hygiene

4:45 pm – 5:45 pm
309/310

APHL Member Assembly

Thursday, May 7

7:00 am – 12:00 pm

Registration Open

Charles St. Lobby

7:30 am – 8:30 am

Roundtable Discussions

Digital by Design: Smarter Quality Systems for Public Health Laboratories

QRC QMS MLD GEN INF RS

309/310

588-829-26 | P.A.C.E.® Contact Hours: 1.0

This session explores how public health laboratories are modernizing operations by transitioning from paper-based systems to electronic platforms. Panelists will share real-world examples of implementing electronic document control, inventory management, environmental monitoring and digital logs, highlighting improvements in efficiency, sustainability and regulatory readiness.

After completing this session, the participant will be able to:

- Identify laboratory processes that can benefit from transitioning to electronic systems
- Describe how electronic tools improve compliance, traceability and audit readiness
- Demonstrate how paperless workflows support cost savings, remote access and operational sustainability

Moderator: Michael Stevenson, PhD, Microbiologist V and Deputy Laboratory Director, New Hampshire Public Health Laboratories

Speakers:

- Susan M. Orton, PhD, D(ABMLI), Assistant Director, Quality and Regulatory Compliance, North Carolina State Laboratory of Public Health
- LeAnne Burns, Chemistry, Laboratory Quality Improvement Manager, Georgia Public Health Laboratory
- Kathryn Wangsness, MHA, Deputy Bureau Chief, Arizona State Public Health Laboratory

Discovering Your Lab's Unique Value

CC MLD GEN WFT

301-303

588-830-26 | P.A.C.E.® Contact Hours: 1.0

Recruiting and retaining top-quality staff is challenging for all laboratories and geography can impact this success. A laboratory's physical location can create barriers that seem impossible to overcome, such as rural areas, long commutes or high living expenses. You can't relocate your laboratory, but you can embrace its unique local charm. In this session, participants will learn how to identify what makes their laboratory and community attractive and how to highlight those valued qualities to attract and retain excellent laboratory talent.

After completing this session, the participant will be able to:

- Identify the unique value of each laboratory example
- Discuss traits to attract and keep employees
- Discover the unique values of the session participants' home laboratories

Moderator: Samantha Hallis, PhD, TS/HCLD(ABB), SM(ASCP)CM, Assistant Laboratory Director, San Diego County Public Health Laboratory

Speakers:

- Anita Keese, MPP, Environmental Chemistry Unit Director, Texas Department of State Health Services Laboratory
- Bernadette V. Matthis, MSBA, MLS (ASCP)CM, Laboratory Division Director, Philadelphia Department of Public Health Bureau of Laboratories

From Bow Ties to Hoodies: Exploring the Opportunities and Challenges of Expanding Point-of-Care STI Testing in Public Health   

307/308

588-831-26 | P.A.C.E.® Contact Hours: 1.0

Ready to shake up diagnostics? This session dives into how point-of-care testing (POCT) is transforming access and testing practices for diagnosis and management of Sexually Transmitted Infections (STI)s. Join laboratory leaders and public health colleagues in a lively discussion surrounding the integration and implementation of POCTs for STIs, Hepatitis and HIV in diverse public health settings. Help us unpack how POCT can fit into existing test algorithms, tackle the regulatory twists and turns and spotlight the role of public health laboratories in training, quality assurance and biosafety.

After completing this session, the participant will be able to:

- Explain how point-of-care testing (POCT) can improve access and management of STIs, Hepatitis and HIV
- Describe how to integrate POCTs into existing STI, Hepatitis and HIV laboratory testing algorithms
- Discuss the role of public health laboratories in supporting use of POCT in different public health settings

Moderator: Megan M. Crumpler, PhD, HCLD(ABB), Laboratory Director, Orange County Public Health Laboratory

Speakers:

- Randal C. Fowler, PhD, D (ABMM), Deputy Laboratory Director, Tennessee Department of Health Division of Laboratory Services
- Tim Southern, MS, PhD, D(ABMM), Laboratory Director, Nevada Public Health Laboratory
- Joey J. Stringer, General Laboratory Supervisor and Responsible Official, Dallas County Health and Human Services

Safety Talk: What's Working (and What's Not) in Biosafety

PRBB SHC GEN QMS

316/317

588-832-26 | P.A.C.E.® Contact Hours: 1.0

This interactive roundtable will foster open discussions around biosafety practices and challenges across public health laboratories. Recognizing that each laboratory approaches testing, incident reporting and document control differently, participants will explore what's working and what's not working at their current institutions. This session will combine live polling and guided discussion to highlight common themes and perspectives from attendees. Speakers will share key resources from their "resource toolbox," then invite participants to exchange additional resources, tools and best practices.

After completing this session, the participant will be able to:

- Compare approaches used by public health laboratories to manage biosafety practices such as incident reporting, testing workflows and document control
- Identify common challenges and practical solutions that can strengthen safety culture
- Apply shared tools and resources contributed by peers to enhance biosafety practices within their laboratories

Moderator: Drew C. Fayram, MS, RBP(ABSA), CBSP(ABSA), RBSO(CABS), Senior Scientist, Biosafety and Biosecurity, Merrick & Company

Speakers:

- David Hill, MEM, CIH, Director, Safety and Security, New York State Department of Health, Wadsworth Center
- Julie Viruez, MLS(ASCP), Safety Officer and Responsible Official, Tennessee Department of Health

Workforce Wisdom: Leveraging Tools for Impact

LOA WFD QMS WFT MLD

314/315

588-833-26 | P.A.C.E.® Contact Hours: 1.0

The APHL Knowledge Management Committee (KMC) will highlight its comprehensive suite of workforce tools, including the latest edition of the Knowledge Retention Toolkit, the new Workforce Retention Scorecard, new best practices publications, interactive dashboards, the Member Resource Center and CoLABorate platforms. KMC members will demonstrate how public health laboratories can apply these resources to address turnover, preserve institutional knowledge and strengthen recruitment and retention strategies.

After completing this session, the participant will be able to:

- Describe workforce trends from the 2024 Workforce Profile survey data
- List three factors that influence knowledge and workforce retention
- Apply one tool to implement an area of improvement in their Public Health Laboratory

Moderator: Deborah K. Severson, MLS (ASCP), Director, Laboratory Services, Fairfax County Health Department

Speakers:

- Emma Levings, PBT(ASCP)MB, Public Health Laboratory Supervisor, Fairfax County Health Department Laboratory
- Ryan K. Bernard, MBA, Bureau Manager, Product Integrity, Missouri Department of Health and Senior Services
- Rachel Zinner, MS, Assistant Director, Kentucky Division of Laboratory Services

9:00 am – 10:00 am

Concurrent Sessions

***Cronobacter sakazakii* in Infant Formula: Prevalence, Innovative Mitigation Strategies and Effective Risk Communication** **FSS** **QRC** **MCB** **GEN** **RS**

307/308

588-837-26 | P.A.C.E.® Contact Hours: 1.0

Cronobacter sakazakii is a rare but life-threatening pathogen linked to severe infections in infants, including meningitis, sepsis and necrotizing enterocolitis. Although the incidence of this pathogen is low, the case-fatality rate is high in premature and immunocompromised infants. Outbreaks associated with contaminated powdered infant formula (PIF) have raised global public health concerns. Despite advances in food safety systems, critical gaps remain in surveillance, detection and preventive measures. This session will provide an interdisciplinary platform to discuss the prevalence, detection and control of *C. sakazakii* while exploring novel and practical mitigation strategies.

After completing this session, the participant will be able to:

- Describe the global prevalence and epidemiological patterns of *C. sakazakii* in infant formula and related environments
- Discuss the innovative technologies and strategies for controlling *C. sakazakii* in production, storage and handling of infant formula
- Explain the risks associated with *Cronobacter sakazakii* and apply effective strategies to educate caregivers on safe infant formula preparation and storage practices.

Moderators:

- Oluwatosin Ijabadeniyi, PhD, Honorary Research Professor, Department of Biotechnology and Food Science, Durban University of Technology, South Africa

Speakers:

- Elisabetta Lambertini, PhD, Senior Scientist, Global Alliance for Improved Nutrition
- Ryan Blaustein, PhD, MS, Assistant Professor, Nutrition and Food Science, College of Agriculture and Natural Resources, University of Maryland
- Shauna Henley, PhD, Senior Agent and Affiliate Agent, Nutrition and Food Science, College of Agriculture and Natural Resources, University of Maryland

Thursday, May 7

Drugs, Data, Demographics: Combating Nonfatal Overdoses with a National Overdose Biosurveillance System

EHOS QRC EMR CHM GEN SRV RS

316/317

588-811-26 | P.A.C.E.® Contact Hours: 1.0

With 73,690 drug overdose deaths occurring between April 2024 and April 2025, an unknown number of nonfatal overdoses, enduring trends of polysubstance use and overdose and perpetual introduction of novel substances posing significant health threats into the drug supply, the overdose crisis in the United States continues to be a major public health concern. Simultaneously, the overdose biosurveillance system has continued to expand and produce data that fills national nonfatal drug overdose surveillance gaps. This session will describe the overall overdose biosurveillance system, provide a first look at national data trends across 20 jurisdictions, describe the data pipeline leveraged and infrastructure created to support this national surveillance system, outline the numerous collaborative relationships required to generate actionable data, and highlight successes of biosurveillance programs in two jurisdictions.

After completing this session, the participant will be able to:

- Identify the utility of overdose biosurveillance data in public health practice for understanding non-fatal overdoses at the national and jurisdictional level
- Describe the value of leveraging an existing data pipeline and strong data infrastructure for a successful national surveillance system for non-fatal overdoses
- List collaborative partnerships vital for overdose biosurveillance, including internal and external partnerships

Moderator: Jill S. Warrington, MD, PhD, Laboratory Director, Vermont Department of Health Public Health Laboratory

Speakers:

- Amy Miles, Forensic Toxicology, Wisconsin State Laboratory of Hygiene
- Kelsey Wieland, MSFS, Chemical Threat Coordinator/Director of Emergency Preparedness, Iowa State Hygienic Laboratory
- Kurunthachalam Kannan, PhD, Deputy Director, Division of Environmental Health Sciences, New York State Department of Health, Wadsworth Center

Off to the Races: Transforming Laboratory-developed Tests into the Next Generation of Diagnostics

ID MCB GEN INF

309/310

588-836-26 | P.A.C.E.® Contact Hours: 1.0

Technological developments over the last 10 years, including open channel systems on high throughput diagnostic platforms and next generation sequencing, have opened the doors to new kinds of laboratory developed tests (LDTs). While the introduction of the Food and Drug Administration (FDA)'s Final Rule on LDTs temporarily paused some of these developments, the rule's recent vacatur has reopened those opportunities. Speakers will provide examples of how their laboratories have validated and utilize LDTs

developed using three different emergent technologies to improve throughput, data and timeliness for the detection and characterization of nontuberculous mycobacteria, influenza and vector-borne diseases.

After completing this session, the participant will be able to:

- Identify key areas in the laboratory developed test (LDT) development and implementation workflow where automation adds value
- Assess how automation affects validation, risk management, quality assurance and documentation for LDTs
- Describe how automation has been used to improve Public Health Laboratory's ability to detect and characterize pathogens in three key areas

Moderator: Kimberlee Musser, PhD, Chief of Bacterial Disease, New York State Department of Health, Wadsworth Center

Speakers:

- William A. Glover, PhD, D(ABMM), MLS(ASCP), Assistant Director, Infectious Diseases, North Carolina State Laboratory of Public Health
- Michael A. Pentella, PhD, Clinical Laboratory Supervisor, State Hygienic Laboratory at the University of Iowa
- Krithivasan Sankaranarayanan, PhD, Research Scientist, New York State Department of Health, Wadsworth Center

You've Got A Friend in Me! The Impact of Outreach to First Responders

PRBB EMR MLD GEN COM WFT

314/315

588-828-26 | P.A.C.E.® Contact Hours: 1.0

All public health laboratory programs are strengthened by partnerships. This session will explore the value of the partnerships developed by the Laboratory Response Network for Chemical Threats (LRN-C) program outreach efforts. LRN-C laboratories conduct ongoing outreach to first responders like HazMat and Weapons of Mass Destruction Civil Support Teams (WMD CST) so that when emergencies occur, partners know who the laboratory is and how to engage them. Impacts of outreach efforts include partnering to develop joint training and exercises. Success stories of collaborations (big and small) will be shared, with an emphasis on the importance of establishing strong relationships for emergency response. Learn who key partners are and what each partner's role is in an emergency. Training models such as tabletop exercises will be presented, with the understanding that there is no "one size fits all" solution and that each jurisdiction is unique. Strategies for success with partners, such as communication efforts, will be shared to demonstrate the value of outreach as an ongoing part of preparedness.

After completing this session, the participant will be able to:

- Describe benefits of outreach, including the benefit of the laboratory being seen as a valued partner in the community

- Identify emergency response partners
- Explain how to initiate communications with emergency response partners to build valuable partnerships
- Identify avenues for sustaining collaborations with a variety of partners

Moderator: Amy Watson-Hardnett, PhD, LRN-C Technical Program Coordinator, US Centers for Disease Control and Prevention

Speakers:

- Jocelyn Hover, MPH, Chemical Threats Coordinator, Texas Department of State Health Services, Central Campus
- Michael Thurow, Fire Captain and Director, Milwaukee Fire Department
- Meshel Lange, MS, Chemical Threats Coordinator, Wisconsin State Laboratory of Hygiene

10:15 am – 11:15 am Plenary Session

The Great Debate: Emerging Chemical Contaminants vs. Emerging Pathogens — What’s the Bigger Public Health Threat CC CHM GEN EMR

Ballroom I/II

588-838-26 | P.A.C.E.® Contact Hours: 1.0

Grab your popcorn and your pipettes — it’s time for The Great Debate!

In this lively and thought-provoking session, two teams of passionate public health professionals will face off to argue one of the most pressing issues in modern public health: What poses the bigger threat: emerging chemical contaminants or emerging pathogens?

On one side: the infectious disease experts, who argue that infectious agents—whether novel viruses, drug-resistant bacteria or vector-borne surprises—will always be our greatest challenge. On the other: the chemistry connoisseurs who warn that PFAS, microplastics, pharmaceuticals and other environmental contaminants are the silent, slow-moving catastrophe of our time.

Expect spirited arguments, audience participation and a few laughs along the way as both teams battle it out for the title of “Biggest Public Health Threat.” You’ll leave with a deeper appreciation for both sides of this complex issue and maybe a few new strategies for tackling them in your own work.

At the conclusion of this session, the participants will be able to:

- Compare the current and emerging risks associated with infectious diseases and environmental contaminants
- Evaluate how surveillance, prevention and response strategies differ for biological and chemical threats
- Engage in critical discussion and advocacy for integrated approaches to emerging threats

Moderator: Sara Vetter, PhD, Laboratory Director, Minnesota Public Health Laboratory

Speakers:

- Carin Huset, PhD, Research Scientist, Minnesota Department of Health Public Health Laboratory
- Lori Pillsbury, Laboratory and Environmental Assessment Division Administrator, Oregon Department of Environmental Quality
- Kimberlee Musser, PhD, Chief, Bacterial Disease, New York State Department of Health, Wadsworth Center
- Randal C. Fowler, PhD, D (ABMM), Deputy Laboratory Director, Tennessee Department of Health, Division of Laboratory Services

11:15 am – 11:45 am

Ballroom I/II

Closing Session

1:30 pm – 4:00 pm

Ballroom I/II

Optional Tour: Maryland Public Health Laboratory

Meet at APHL Registration Desk

Save the Dates for APHL 2027!

May 17–20, 2027 • Anaheim, CA



Thursday, May 7

EXHIBIT HALL

Network with industry peers and experts! We have a diverse exhibit hall, ready to bring you the latest in technology and equipment solutions.

- Visit with exhibitors to chat and learn of their products and services.
- Meet with poster presenters to learn the latest science, trends and practices.
- Enjoy connecting with attendees at breaks and receptions.



Exhibit Hall Schedule

Monday, May 4

3:30 pm – 6:30 pm

Hall Open

3:30 pm – 4:15 pm

Attendee Break

5:30 pm – 6:30 pm

Welcome Reception

Tuesday, May 5

10:00 am – 6:30 pm

Hall Open

10:00 am – 10:45 am

Attendee Break

11:45 am – 1:30 pm

Lunch in the Exhibit Hall

2:30 pm – 3:00 pm

Attendee Break

5:30 pm – 6:30 pm

Networking Reception

Wednesday, May 6

10:00 am – 3:30 pm

Hall Open

12:15 pm – 1:45 pm

Lunch in the Exhibit Hall

3:10 pm – 3:30 pm

Attendee Break and Scavenger Hunt Prize Drawings

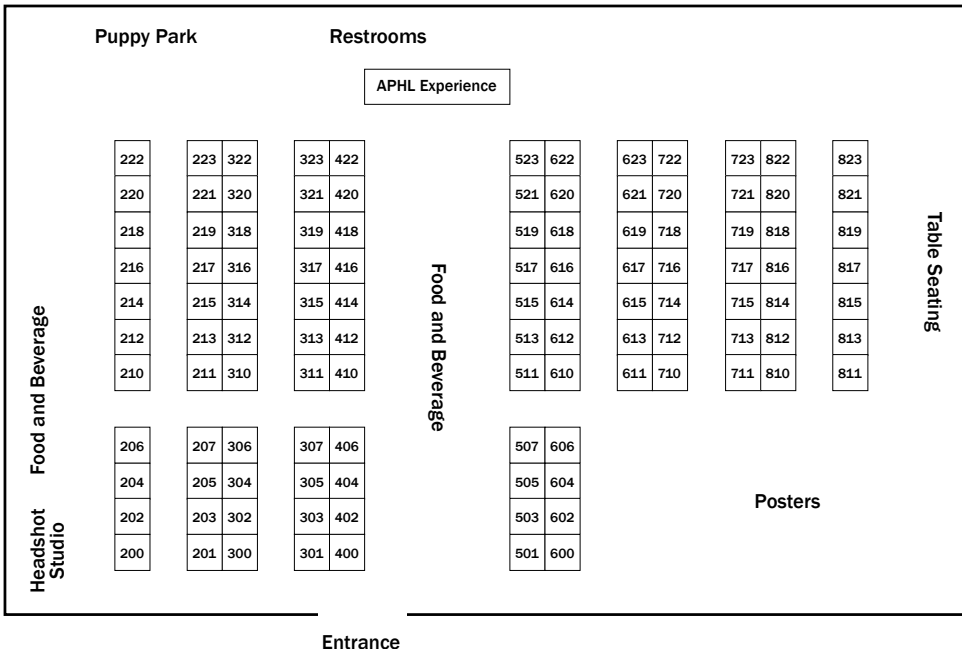
EXHIBITORS

Details for exhibitors are listed starting on page 70.

Abbott Laboratories	501/503/505	GT Molecular	519
Air Sea USA	621	H2O Molecular	602
altona Diagnostics USA	823	Hamilton Company	207
American Proficiency Institute	615	HDR	515
American Public Health Association	315	HOK	813
APHL	426	Hologic	400/402
Arlington Scientific	205	iConnect Consulting	312
BGA Soft, Inc.	222	Illumina, Inc.	606
BioFire Defense	722	INTEGRA Biosciences	310
Biolog	213	International Responder Systems	215
bioMerieux, Inc.	305	J Michael Consulting	810
Bio-Rad Laboratories	511/513	Longhorn Vaccines and Diagnostics	223
Bruker Scientific LLC	610/612	Lord Aeck Sargent	204
BugSeq Bioinformatics Inc.	200	McKesson Medical-Surgical Government Solutions	616
Cedarlane Laboratories USA Inc	714	Merrick & Company	623
Cepheid	217	Mettler Toledo Rainin	620
Ceres Nanosciences, Inc.	507	Norgen Biotek Corp	221
Clear Labs, inc.	523	Nova Biomedical	604
Clinisys	214/216	Novartis	716
Copan Diagnostics Inc.	617	Omega Bio-tek	212
CURIS System	613	OpenELIS	418
Diagnostics AI	313	Oxford Nanopore Technologies	711
Diasorin	311	Pacific Biosciences	422
Elemental Scientific	304	Pond & Company	812
Fort Worth Diagnostics	211	PRI Bio (Progressive Recovery, Inc.)	712
GeneReach Biotechnology Corporation	318	Primary.Health	600
Genial Compliance Ltd	314	Promega Corporation	300
Gold Standard Diagnostics	320	QIAGEN	404/406
Gold Standard Diagnostics Horsham	322	Quantabio	611
Government Scientific Source	202	Quest Diagnostics	715

EXHIBIT HALL FLOOR PLAN

Randox	321	Techcyte	201
Redbud Labs, Inc.	306	The Lab People	317
Remi, a PartsSource Company	713	Theiagen Consulting LLC	302
Revvity	710	Thermo Fisher Scientific	301/303
Roche Diagnostics	412/414/416	Thomas Scientific, LLC	319
Ruvos LLC	410	TubeWriter	614
SCC Soft Computer	203	U.S. Department of State, Bureau of Medical Services	618
SCIEX	420	University of South Florida	517
Seegene USA	220	VeriCor Medical Systems	822
SPT Labtech	219	Waters Corporation	307
Standard BioTools	622	Working Buildings	815
STARLIMS	719/721/723	World BioHazTec	521
STAT Courier Service Inc.	316	Z-Spec, Inc.	210
Streck	323	Zymo Research Corp.	811
Tecan Genomics	206		



Thank You to Our Sustaining Members!

Diamond

- Abbott Laboratories
- Bio-Rad Laboratories
- Cepheid
- Hologic, Inc.
- QIAGEN, Inc.
- Revvity
- Roche Diagnostics Corporation
- Ruvos
- Thermo Fisher Scientific

Platinum

- bioMerieux, Inc.
- Ceres Nanosciences, Inc.
- HDR, Inc.
- Illumina, Inc.
- Promega Corporation

Gold

- BGA Soft
- Clear Labs
- Clinisys, Inc.
- iConnect Consulting
- Integra Biosciences Corporation
- LabVantage
- National Jewish Health Advanced Diagnostic Laboratory
- New England BioLabs, Inc.
- Novartis
- Primary.Health
- Standard BioTools, Inc.
- Streck
- Theiagen Genomics
- Waters Corporation

Silver

- Agilent Technologies, Inc.
- CannonDesign
- Diasorin
- GT Molecular
- HLN Consulting, Inc.
- HOK
- InductiveHealth Informatics, Inc.
- J Michael Consulting
- LACAR MDx Technologies
- Longhorn Vaccines and Diagnostics, LLC
- MRIGlobal
- OpenELIS
- Oxford Nanopore Technologies
- PacBio
- Quantabio
- Redbud Labs, Inc.
- SCIEX
- Sebia
- Seegene
- Tecan Genomics
- University of South Florida
- VeriCor Medical Systems
- Working Buildings
- Zymo Research Corp.

Corporate Colleague

- Bruker Daltonics, Inc.
- Clinical and Laboratory Standards Institute
- Diagnostic Laboratory Services, Inc.
- World BioHazTec

EXHIBITORS

Network with industry peers and experts! Visit with exhibitors to chat and learn of the latest products and services. Contact information for these exhibitors can be found at www.aphl.org/AC.

Abbott Laboratories **Diamond Member**

Booth 501/503/505

www.molecular.abbott/us/en/home

Air Sea USA

Booth 621

www.airseadg.com/en-us/

altona Diagnostics USA

Booth 823

altona-diagnostics.com

American Proficiency Institute

Booth 615

api-pt.com

American Public Health Association

Booth 315

www.apha.org

APHL

Booth 426

www.aphl.org

Arlington Scientific

Booth 205

www.arlingtonscientific.com

BGA Soft, Inc.

Gold Member

Booth 222

www.bgasoft.com

BioFire Defense

Booth 722

www.biofiredefense.com

Biolog

Booth 213

www.biolog.com

bioMerieux, Inc.

Platinum Member

Booth 305

www.biomerieux.com/us/en.html

Bio-Rad

Diamond Member

Laboratories

Booth 511/513

www.bio-rad.com

Bruker

Corporate Colleague

Scientific LLC

Booth 610/612

www.bruker.com

BugSeq Bioinformatics Inc.

Booth 200

bugseq.com

Cedarlane Laboratories USA Inc.

Booth 714

www.cedarlanelabs.com

Cepheid

Diamond Member

Booth 217

www.cepheid.com/en-US.html

Ceres

Platinum Member

Nanosciences, Inc.

Booth 507

www.ceresnano.com

Clear Labs, Inc.

Gold Member

Booth 523

www.clearlabs.com

Clinisys

Gold Member

Booth 214/216

www.clinisys.com

Copan Diagnostics Inc.

Booth 617

www.copanusa.com

CURIS System

Booth 613

www.curissystem.com

Diagnostics AI

Booth 313

www.diagnostics.ai

Diasorin

Silver Member

Booth 311

us.diasorin.com/en

Elemental Scientific

Booth 304

www.icpms.com

Fort Worth Diagnostics

Booth 211

www.fwdx.com

GeneReach Biotechnology Corporation

Booth 318

www.genereach.com/index.php

Genial Compliance Ltd

Booth 314

www.genialcompliance.com

Gold Standard Diagnostics

Booth 320

www.gsdx.us

Gold Standard Diagnostics Horsham

Booth 322

www.abraxiskits.com

Government Scientific Source

Booth 202

www.govsci.com

GT Molecular

Silver Member

Booth 519

www.gtmolecular.com

H2O Molecular

Booth 602

www.h2omolecular.com

Hamilton Company

Booth 207

www.hamiltoncompany.com

HDR

Platinum Member

Booth 515

www.hdrinc.com

HOK

Silver Member

Booth 813

www.hok.com

Hologic

Diamond Member

Booth 400/402

www.hologic.com

iConnect Consulting

Gold Member

Booth 312

www.icconnectconsulting.com

Illumina, Inc.

Platinum Member

Booth 606

www.illumina.com

INTEGRA Biosciences

Gold Member

Booth 310

www.integra-biosciences.com

International Responder Systems

Booth 215

www.internationalrespondersystems.com

J Michael Consulting

Silver Member

Booth 810

jmichael-consulting.com

Longhorn Vaccines and Diagnostics

Silver Member

Booth 223

www.lhnvd.com

Lord Aeck Sargent

Booth 204

www.lordaecksargent.com

**McKesson Medical-Surgical
Government Solutions**
Booth 616
mms.mckesson.com/government

Merrick & Company
Booth 623
www.merrick.com

Mettler Toledo Rainin
Booth 620
www.mt.com

Norgen Biotek Corp
Booth 221
norgenbiotek.com

Nova Biomedical
Booth 604
www.novabiomedical.com

Novartis **Gold Member**
Booth 716
www.novartis.com

Omega Bio-tek
Booth 212
omegabiotek.com

OpenELIS **Silver Member**
Booth 418
www.openelis.org

**Oxford Nanopore
Technologies** **Silver Member**
Booth 711
www.nanoporetech.com

PacBio **Silver Member**
Booth 422
www.pacb.com

Pond & Company
Booth 812
www.pondco.com

PRI Bio (Progressive Recovery, Inc.)
Booth 712
www.prisystems.com

Primary.Health **Gold Member**
Booth 600
www.primary.health

**Promega
Corporation** **Platinum Member**
Booth 300
www.promega.com

QIAGEN **Diamond Member**
Booth 404/406
www.qiagen.com/us/applications/microbi-
ome

Quantabio **Silver Member**
Booth 611
www.quantabio.com

Quest Diagnostics
Booth 715
QuestDiagnostics.com

Radox
Booth 321
www.radox.com

Redbud Labs, Inc. **Silver Member**
Booth 306
www.redbudlabs.com

Remi, a PartsSource Company
Booth 713
theremigroup.com

Revvity **Diamond Member**
Booth 710
www.revvity.com

Roche Diagnostics **Diamond Member**
Booth 412/414/416
usdiagnostics.roche.com

Ruvos LLC **Diamond Member**
Booth 410
www.ruvos.com

SCC Soft Computer
Booth 203
www.softcomputer.com

SCIEX Silver Member
Booth 420
sciex.com/applications/forensics-testing/
pfas-biomonitoring

Seegene USA Silver Member
Booth 220
www.seegeneUS.com

SPT Labtech
Booth 219
www.sptlabtech.com

Standard BioTools Gold Member
Booth 622
www.standardbio.com

STARLIMS
Booth 719/721/723
starlims.com

STAT Courier Service Inc.
Booth 316
www.stat-courier.com

Streck Gold Member
Booth 323
streck.com

Tecan Genomics Silver Member
Booth 206
www.tecan.com

Techcyte
Booth 201
www.techcyte.com

The Lab People
Booth 317
www.labpeople.com

Theiagen Gold Member
Consulting LLC
Booth 302
www.theiagen.com

Thermo Fisher Diamond Member
Scientific
Booth 301/303
www.thermofisher.com

Thomas Scientific, LLC
Booth 319
www.thomassci.com

TubeWriter
Booth 614
www.tubewriter.com

U.S. Department of State,
Bureau of Medical Services
Booth 618
careers.state.gov

University of Silver Member
South Florida
Booth 517
publichealth.usf.edu

VeriCor Medical Silver Member
Systems
Booth 822
www.vericormed.com

Waters Corporation Gold Member
Booth 307
www.waters.com

Working Buildings Silver Member
Booth 815
www.workingbuildings.com

World BioHazTec Corporate Colleague
Booth 521
www.worldbiohaztec.com

Z-Spec, Inc.
Booth 210
www.zspecinc.com

Zymo Research Corp. Silver Member
Booth 811
www.zymoresearch.com

2026–2027 APHL Conferences

2026 APHL Newborn Screening Symposium

October 11–15, 2026 • New Orleans, LA

ID Lab Con 2027

March 16–18, 2027 • Atlanta, GA

APHL 2027 Annual Conference

May 17–20, 2027 • Anaheim, CA



www.aphl.org/conferences



SAVE *the* DATE

September is


Public Health Laboratory
Appreciation Month

Celebrating Public Health Laboratory

LEGENDS



Marie Curie
Chemist



Flat Labby
Public Health Champion



William Hinton
Bacteriologist



Scan to
learn more!



#ThanksPHLabs



Advancing Public Health through innovation and access

Strengthening the core of the laboratory to protect every community

At Roche, we are dedicated to shaping the future of public health by providing the **vital infrastructure** that powers both routine testing and proactive surveillance. Through science-driven leadership and operational simplicity, we help empower public health to better support the hardest-hit and underserved communities.

- **Molecular & Syndromic Foundation:** Scale your impact with the **cobas® 5800** system for mid-volume testing, or utilize the **cobas® eplex** system for rapid, sample-to-answer syndromic results that can detect for multiple pathogens simultaneously.
- **Specialized Surveillance:** Invest in the future with MagNA Pure extraction and the LightCycler® PRO, enabling wastewater surveillance and early warning systems for emerging health threats.
- **Core Lab Integration:** Streamline your infectious disease testing with the **cobas® e 402** analyzer, delivering trusted electrochemiluminescence (ECL) technology, within a compact footprint designed for laboratory efficiency.
- **Near-Patient Care:** Bring critical, gold-standard PCR technology to underserved and hardest-hit communities in 20 minutes or less with the **cobas® liat**.



Low to mid-throughput

Low throughput PCR & open molecular solutions



cobas® liat
Near-patient PCR



LightCycler® PRO
Research and clinical qPCR



MagNA Pure 24
Extraction



MagNA Pure 96
Extraction



cobas® eplex
PCR syndromic



cobas® e 402
Immunochemistry



cobas® 5800
PCR
144 samples / 8 hrs



Mid throughput

Sample-to-answer PCR & high-sensitivity immunochemistry

Scalable solutions. Robust surveillance. The foundation of public health.